

PVC Hose and Tubing



NEXCLEAR® Clear PVC Tubing

Series 100



Series 100 is flexible PVC tubing featuring a smooth interior that is abrasion resistant and will not impart taste or odor, and allows full-flow. The clear PVC construction permits visual observation of materials being conveyed. Also provides excellent general industrial service for low pressure air, distilled water, wine and wire harness applications.

Tube: Clear PVC, 75A durometer

Temp. Range: +25°F to +150°F (-5°C to +65°C)
Working pressures are at +68°F (+20°C).
Higher temperatures reduce the available working pressure. See the PVC and Thermoplastic Temperature/Pressure chart in the Media Compatibility section.

Brand Method: Black ink

Brand Example: NEXCLEAR® FOOD GRADE PVC TUBING
BY PARKER NEXGEN® (P/N) (ID) X (OD)
NSF-51 MAX TEMP 150°F (65C)

Industry Standards:

- FDA ingredients*, NSF 51 certified to 180°F (82°C)***, USP Class VI Rated Materials*
- GSA A-A-52047 Type VI Compliant
- EU: Meets requirements and amendments of Resolution AP(89) for food contact

Applications:

- Beverages, potable and pure water, wine
- Air, drain, light vacuum, wire harness
- General industrial, laboratories, wineries








Vacuum: Light

(Continued on the following page)

⚠ WARNING: This product can expose you to chemicals including DEHP, which is known to the State of California to cause cancer and birth defects or other reproductive harm. For more information go to www.p65warnings.ca.gov.

⚠ WARNING! Working pressures are at +68°F (+20°C). Higher temperatures reduce the available working pressure. See the PVC and Thermoplastic Temperature/Pressure chart in the Media Compatibility section.

Series 100 — NEXCLEAR® Clear PVC Tubing (Continued)

# Part Number												
	ID (in)	ID (mm)	Wall (in)	Wall (mm)	OD (in)	OD (mm)	Approx Wt (lbs/ft)	Approx Wt (kg/m)	Max WP @ 68°F (psi)	Max WP @ 20°C (bar)		
100-01020502	1/16	1.6	0.031	0.8	1/8	3.2	0.02	0.03	50	3	500	Coil
100-02040102	1/8	3.2	0.062	1.6	1/4	6.4	0.02	0.03	65	5	100	Coil
100-03040102			0.032	0.8	1/4	6.4	0.02	0.03	50	3	100	Coil
100-03050102	3/16	4.8	0.062	1.6	5/16	7.9	0.02	0.03	55	4	100	Coil
100-03060102			0.094	2.4	3/8	9.5	0.04	0.06	60		100	Coil
100-04060102			0.062	1.6	3/8	9.5	0.04	0.06	55		100	Coil
100-04070102	1/4	6.4	0.094	2.4	7/16	11.1	0.04	0.06	58	4	100	Coil
100-04080102			0.125	3.2	1/2	12.7	0.09	0.13	60		100	Coil
100-05070102			0.062	1.6	7/16	11.1	0.04	0.06	50	3	100	Coil
100-05080102	5/16	7.9	0.094	2.4	1/2	12.7	0.07	0.10	55	4	100	Coil
100-05090102			0.125	3.2	9/16	14.3	0.09	0.13	60		100	Coil
100-06080102			0.062	1.6	1/2	12.7	0.04	0.06	45	3	100	Coil
100-06090102	3/8	9.5	0.094	2.4	9/16	14.3	0.07	0.10	50		100	Coil
100-06100102	3/8	9.5	0.125	3.2	5/8	15.9	0.11	0.16	55	4	100	Coil
100-08100102			0.062	1.6	5/8	15.9	0.07	0.10	30	2	100	Coil
100-08110102	1/2	12.7	0.094	2.4	11/16	17.5	0.09	0.13	40	3	100	Coil
100-08120102			0.125	3.2	3/4	19.1	0.13	0.19	45		100	Coil
100-10120102			0.062	1.6	3/4	19.1	0.07	0.10	25	2	100	Coil
100-10130102	5/8	15.9	0.094	2.4	13/16	20.6	0.11	0.16	35	2	100	Coil
100-10140102			0.125	3.2	7/8	22.2	0.15	0.22	40	3	100	Coil
100-12160100			0.125	3.2	1	25.4	0.18	0.27	35	2	100	Coil
100-12180100	3/4	19.1	0.187	4.7	1-1/8	28.6	0.29	0.43	40	3	100	Coil
100-12200100			0.250	6.4	1-1/4	31.8	0.42	0.63	45		100	Coil
100-14180100	7/8	22.2	0.125	3.2	1-1/8	28.6	0.20	0.30	30	2	100	Coil
100-16200100			0.125	3.2	1-1/4	31.8	0.24	0.36	25		100	Coil
100-16220100	1	25.4	0.187	4.7	1-3/8	34.9	0.37	0.55	30	2	100	Coil
100-16240100			0.250	6.4	1-1/2	38.1	0.53	0.79	35		100	Coil
100-20240100			0.125	3.2	1-1/2	38.1	0.29	0.43	20	1	100	Coil
100-20280100	1-1/4	31.8	0.250	6.4	1-3/4	44.5	0.62	0.92	40	3	100	Coil
100-24300100			0.187	4.7	1-7/8	47.6	0.53	0.79	30	2	100	Coil
100-24320100	1-1/2	38.1	0.250	6.4	2	50.8	0.73	1.09	35		100	Coil
100-32400100	2	50.8	0.250	6.4	2-1/2	63.5	0.93	1.39	30	2	100	Coil

* All compound ingredients used in this tubing are listed in the US FDA CFR, Title 21. Tubing NSF 51 Listed. Compound USP Class VI rated.

 **WARNING:** This product can expose you to chemicals including DEHP, which is known to the State of California to cause cancer and birth defects or other reproductive harm. For more information go to www.p65warnings.ca.gov.

PVC General Purpose Hose

Series GPH™



Series GPH is a versatile, flexible and lightweight PVC hose. The multiple plies of textile reinforcement provide strength and flexibility, and the flame resistant cover is also resistant to abrasion, mild chemicals, ultraviolet light and weathering. The hose is electrically nonconductive with a minimum resistance of one megaohm per inch at 1000 volts DC.

- NOTES:**
- The user must determine if the hose is suitable for applications subject to electrical hazard. Contact Parker for additional information.
 - Series GPH does not contain red phosphorous.

Other cover colors available:

GPH-BLU 

GPH-YEL 

Tube: Black PVC

Reinforcement: Multiple textile plies

Cover: Black, blue, gray, red or yellow PVC; perforated smooth finish

Temp. Range: -15°F to +150°F (-25°C to +65°C).

Working pressures are at +68°F (+20°C) ambient temperature. Higher temperatures reduce the available working pressure. See the PVC and Thermoplastic Temperature/Pressure chart in the Media Compatibility section.

Brand Method: White ink on black, blue and red hose
Black ink on gray and yellow hose

Brand Example: PARKER GPH – (dash ID) – (fraction ID) –
XXX PSI – GENERAL PURPOSE

Design Factor: 4:1

Industry Standards: Electrically nonconductive with a minimum resistance of one megaohm per inch at 1000 volts DC

Applications:

- Air (including oil mist), mild chemicals, water
- Agriculture, construction, general industrial

Vacuum: See table on the following page

Compare to: Boston Polyforce II; ContiTech Pliovic 300

(Continued on the following page)

⚠ WARNING: This product can expose you to chemicals including N-Methylpyrrolidone, which is known to the State of California to cause birth defects or other reproductive harm. For more information go to www.p65warnings.ca.gov.











⚠ WARNINGS!

- ▶ Couplings attached with bands or clamps may reduce the working pressure of the hose assembly to less than the maximum rated working pressure of the hose. Refer to the NAHAD Industrial Hose Assembly Guidelines.
- ⚠ Working pressures are at +68°F (+20°C). Higher temperatures reduce the available working pressure. See the PVC and Thermoplastic Temperature/Pressure chart in the Media Compatibility section.

Series GPH™ – PVC General Purpose Hose (Continued)

Crimp Specifications

For currently qualified crimp specifications including coupling designation, refer to CrimpSource at www.parker.com/crimpsource.

# Part Number															
	ID (in)	ID (mm)		OD (in)	OD (mm)	Approx Wt (lbs/ft)	Approx Wt (kg/m)	Min Bend Rad (in)	Min Bend Rad (mm)	Max WP @ 68°F (psi)	Max WP @ 20°C (bar)				
GPH-3GRA500RL	3/16	4.8	2	0.4	10.2	0.06	0.09	1	15	300	21	25	*	500	Coil
GPH-4BLK500RL															
GPH-4BLU500RL															
GPH-4GRA500RL	1/4	6.4	2	0.5	13.0	0.08	0.12	1	20	300	21	23	HY	500	Coil
GPH-4RED500RL															
GPH-4YEL500RL															
GPH-5GRA500	5/16	7.9	2	0.6	14.0	0.09	0.13	1	20	300	21	23	*	500	Coil
GPH-6BLK500RL															
GPH-6BLU500RL															
GPH-6GRA500RL	3/8	9.5	2	0.6	16.3	0.12	0.18	1	25	300	21	23	HY	500	Coil
GPH-6RED500RL															
GPH-6YEL500RL															
GPH-8BLK500RL															
GPH-8BLU500RL															
GPH-8GRA500RL	1/2	12.7	2	0.8	20.3	0.17	0.25	2	38	300	21	17	HY	500	Coil
GPH-8RED500RL															
GPH-8YEL500RL															
GPH-10BLK250															
GPH-10GRA250	5/8	15.9	2	0.9	23.1	0.22	0.33	3	64	300	21	10	HY	250	Coil
GPH-10RED250															
GPH-12BLK100															
GPH-12BLU100															
GPH-12GRA100	3/4	19.1	2	1.1	27.2	0.25	0.37	3	71	300	21	10	HY	100	Coil
GPH-12RED100															
GPH-16BLK100	1	25.4	2	1.3	33.8	0.36	0.54	4	102	250	17	5	HY	100	Coil
GPH-16RED100															

WARNING: This product can expose you to chemicals including N-Methylpyrrolidone, which is known to the State of California to cause birth defects or other reproductive harm. For more information go to www.p65warnings.ca.gov.

NEXBRAID® Clear PVC Hose

Series 125 (Standard Wall) and
Series 126 (Heavy Duty)



Series 125 (standard wall) and Series 126 (thick wall) are flexible PVC transfer hoses for dry abrasive materials such as grains, granules, pellets and powders; beverages and potable water; non-fatty and non-oily foods; and sanitary products.

The hoses feature a smooth tube that is abrasion resistant and will not impart taste or odor, and allows full-flow, while the clear PVC construction permits visual observation of materials being conveyed. Series 125 and Series 126 also provide excellent general industrial service in air breathing supply pneumatics, flexible conduit, harness and light vacuum applications.

Tube: Clear PVC

Reinforcement: Multiple textile plies

Cover: Blue tint PVC; smooth finish

Temp. Range: +25°F to +150°F (-5°C to +65°C)

Working pressures are at +68°F (+20°C).
Higher temperatures reduce the available working pressure.

See the PVC and Thermoplastic
Temperature/Pressure chart in the Media
Compatibility section.

Brand Method: Black ink

Brand Example: Series 125: NEXBRAID® SW FOOD
GRADE PVC BY PARKER NEXGEN® (P/N)
(ID) MAX WP XXX PSI AT 68°F (20°C) NSF-
51 MAX TEMP 150°F (65°C)
Series 126: NEXBRAID® HD FOOD GRADE
PVC BY PARKER NEXGEN® (P/N) (ID) MAX
WP XXX PSI AT 68°F (20°C) NSF-51 MAX
TEMP 150°F (65°C)

Industry Standards:

- FDA ingredients**, NSF 51 certified to 180°F (82°C)**, USP Class VI Rated**
- EU: Meets requirements and amendments of Resolution AP(89) for food contact

Applications:

- Beverages, potable water, pure water
- Dry abrasive materials, flour, grains, granules, pellets, powders, sugar
- Air, flexible conduit, light vacuum, wire harness

Vacuum: Light

(Continued on the following page)

⚠ WARNINGS!













- ▶ Couplings attached with bands or clamps may reduce the working pressure of the hose assembly to less than the maximum rated working pressure of the hose. Refer to the NAHAD Industrial Hose Assembly Guidelines.
- ⚠ Working pressures are at +68°F (+20°C). Higher temperatures reduce the available working pressure. See the PVC and Thermoplastic Temperature/Pressure chart in the Media Compatibility section.

Series 125/126 — NEXBRAID® Clear PVC Hose (Continued)

Crimp Specifications

For currently qualified crimp specifications including coupling designation, refer to CrimpSource at www.parker.com/crimpsource.













Series 125 (Standard Wall)

# Part Number	 ID (in)	 ID (mm)	 Reinf Layers	 OD (in)	 OD (mm)	 Approx Wt (lbs/ft)	 Approx Wt (kg/m)	 Max WP (psi) @ 68°F	 Max WP (bar) @ 20°C	 Perm Cplg Rec *	 Nom Std Pack Qty (ft)	 Pkg Type
125-03000300	3/16	4.8	2	0.4	9.5	0.05	0.07	250	17	*	300	Coil
125-04000300	1/4	6.4	2	0.4	11.1	0.06	0.09	250	17	*	300	Coil
125-05000300	5/16	7.9	2	0.5	13.3	0.08	0.12	250	17	*	300	Coil
125-06000300	3/8	9.5	2	0.6	15.1	0.09	0.13	225	16	*	300	Coil
125-08000300	1/2	12.7	2	0.8	19.1	0.14	0.21	200	14	*	300	Coil
125-10000300	5/8	15.9	2	0.9	22.2	0.17	0.25	200	14	*	300	Coil
125-12000300	3/4	19.1	2	1.0	26.2	0.22	0.33	150	10	*	300	Coil
125-16000200	1	25.4	2	1.3	33.0	0.31	0.46	125	9	*	200	Coil
125-20000100	1-1/4	31.8	2	1.6	41.3	0.45	0.67	100	7	*	100	Coil
125-24000100	1-1/2	38.1	2	1.9	49.2	0.64	0.95	100	7	*	100	Coil
125-32000100	2	50.8	2	2.5	63.3	0.95	1.42	75	5	*	100	Coil

* All tube compound ingredients used in this hose are listed in the U.S. FDA CFR, Title 21. Hose NSF 51 listed. Compound USP Class VI rated.

WARNING: This product can expose you to chemicals including DEHP, which is known to the State of California to cause cancer and birth defects or other reproductive harm. For more information go to www.p65warnings.ca.gov.

Series 126 (Heavy Duty)

# Part Number	 ID (in)	 ID (mm)	 Reinf Layers	 OD (in)	 OD (mm)	 Approx Wt (lbs/ft)	 Approx Wt (kg/m)	 Max WP (psi) @ 68°F	 Max WP (bar) @ 20°C	 Perm Cplg Rec *	 Nom Std Pack Qty (ft)	 Pkg Type
126-04000300	1/4	6.4	2	0.5	12.7	0.08	0.12	350	24	*	300	Coil
126-05000300	5/16	7.9	2	0.6	14.3	0.09	0.13	275	19	*	300	Coil
126-06000300	3/8	9.5	2	0.6	15.9	0.11	0.16	250	17	*	300	Coil
126-08000300	1/2	12.7	2	0.8	20.6	0.18	0.27	250	17	*	300	Coil
126-12000200	3/4	19.1	2	1.1	28.5	0.30	0.45	200	14	*	200	Coil

* All tube compound ingredients used in this hose are listed in the U.S. FDA CFR, Title 21. Hose NSF 51 listed. Compound USP Class VI rated.

WARNING: This product can expose you to chemicals including DEHP, which is known to the State of California to cause cancer and birth defects or other reproductive harm. For more information go to www.p65warnings.ca.gov.













GULLY WASHER®

Standard Duty Lay Flat PVC Water Discharge Hose

Series 7541



Series 7541 standard duty lay flat PVC discharge hose is a lightweight, standard duty hose. The lay flat construction rolls up flat for easy handling, storage and transportation in agriculture, construction, general industrial and mining applications. The cover is resistant to abrasion, mild chemicals, ultraviolet light and weathering.

# Part Number	 ID (in)	 ID (mm)	 Reinf Layers	 Wall Thickness (in)	 OD (in)	 OD (mm)	 Approx Wt (lbs/ft)	 Approx Wt (kg/m)	 Max WP (psi) @ 68°F	 Max WP (bar) @ 20°C	 Nom Std Pack Qty (ft)	 Pkg Type
7541-1501	1-1/2	38.1	3	0.055	1.6	40.7	0.14	0.21	70	5	300	Coil
7541-2001	2	50.8	3	0.055	2.1	53.4	0.18	0.27	70	5	300	Coil
7541-2501	2-1/2	63.5	3	0.059	2.6	66.2	0.24	0.36	60	4	300	Coil
7541-3001	3	76.2	3	0.059	3.1	79.0	0.30	0.45	60	4	300	Coil
7541-4001	4	101.6	3	0.059	4.1	104.6	0.36	0.54	60	4	300	Coil
7541-6001	6	152.4	3	0.071	6.1	156.0	0.71	1.06	45	3	300	Coil
7541-8001	8	204.0	3	0.083	8.1	206.8	1.28	1.91	45	3	300	Coil

WARNING: This product can expose you to chemicals including DEHP, which is known to the State of California to cause cancer and birth defects or other reproductive harm. For more information go to www.p65warnings.ca.gov.

Tube: Black PVC (not oil resistant)

Reinforcement: Multiple textile plies

Cover: Blue PVC

Temp. Range: -5°F to +170°F (-20°C to +76°C)
Working pressures are at +68°F (+20°C).
Higher temperatures reduce the available working pressure. See the PVC and Thermoplastic Temperature/Pressure chart in the Media Compatibility section.

Brand Method: White ink

Brand Example: PARKER SERIES 7541 GULLY WASHER
(ID) XXX PSI WP

Design Factor: 3:1

Industry Standards: None applicable

Applications:

- Mild chemicals, water
- Agriculture, construction, general industrial, mining

Vacuum: Not recommended

Compare to: ContiTech Spiralflex; Gates Master-Flex 500; Kanaflex 4501, 4502; Kuriyama NuFlo, VinylFlow; Petzetakis 11252; Sun-Flow SF-10; Superflex DH

⚠️ WARNINGS!













- ▶ Couplings attached with bands or clamps may reduce the working pressure of the hose assembly to less than the maximum rated working pressure of the hose. Refer to the NAHAD Industrial Hose Assembly Guidelines.
- ▶ Working pressures are at +68°F (+20°C). Higher temperatures reduce the available working pressure. See the PVC and Thermoplastic Temperature/Pressure chart in the Media Compatibility section.

GULLY WASHER® Medium Duty Lay Flat PVC Water Discharge Hose

Series 7542



Series 7542 medium duty lay flat PVC discharge hose is a lightweight, medium duty hose. The lay flat construction rolls up flat for easy handling, storage and transportation in agriculture, construction, general industrial and mining applications. The red flame resistant cover meets MSHA requirements and is also resistant to abrasion, mild chemicals, ultraviolet light and weathering.

# Part Number	 ID (in)	 ID (mm)	 Reinf Layers	 Wall Thickness (in)	 OD (in)	 OD (mm)	 Approx Wt (lbs/ft)	 Approx Wt (kg/m)	 Max WP @ 68°F (psi)	 Max WP @ 20°C (bar)	 Nom Std Pack Qty (ft)	 Pkg Type
7542-1501	1-1/2	38.1	3	0.075	1.7	42.1	0.23	0.34	150	10	300	Coil
7542-2001	2	50.8	3	0.079	2.2	55.0	0.30	0.45	150	10	300	Coil
7542-2501	2-1/2	63.5	3	0.083	2.7	68.1	0.37	0.55	150	10	300	Coil
7542-3001	3	76.2	3	0.091	3.2	80.8	0.46	0.69	150	10	300	Coil
7542-4001	4	101.6	3	0.098	4.2	106.8	0.66	0.98	140	10	300	Coil
7542-6001	6	152.4	3	0.106	6.2	158.2	1.02	1.52	100	7	300	Coil
7542-8001	8	203.2	3	0.118	8.2	209.3	1.51	2.25	80	6	300	Coil

WARNING: This product can expose you to chemicals including DEHP, which is known to the State of California to cause cancer and birth defects or other reproductive harm. For more information go to www.p65warnings.ca.gov.

Tube: Black PVC (not oil resistant)

Reinforcement: Multiple textile plies

Cover: Red PVC

Temp. Range: -5°F to +170°F (-20°C to +76°C)

Working pressures are at +68°F (+20°C).

Higher temperatures reduce the available working pressure. See the PVC and Thermoplastic Temperature/Pressure chart in the Media Compatibility section.

Brand Method: White ink

Brand Example: SERIES 7542 GULLY WASHER (ID) XXX
PSI WP FLAME RESISTANT US MSHA
IC-257/0

Design Factor: 3:1

Industry Standards: MSHA

Applications:

- Mild chemicals, water
- Agriculture, construction, general industrial, mining

Vacuum: Not recommended

Compare to: Jason 4510; Kuriyama Ironsides; Petzetakis 11298; Sun-Flow SF-30, SF-50

⚠️ WARNINGS!

▶ Couplings attached with bands or clamps may reduce the working pressure of the hose assembly to less than the maximum rated working pressure of the hose. Refer to the NAHAD Industrial Hose Assembly Guidelines.

⚠️ Working pressures are at +68°F (+20°C). Higher temperatures reduce the available working pressure. See the PVC and Thermoplastic Temperature/Pressure chart in the Media Compatibility section.