

# Fuel Dispenser Hose




# FLEX-EVER™ 2000 Hardwall Gasoline Dispenser Hose

Series 7280



Series 7280 hardwall construction incorporates a dual wire helix that provides full suction capability, kink resistance, and a path to conduct a static electrical charge to ground. The cover is resistant to abrasion, cuts, oil and ozone, and will not mar the finish of a vehicle. Series 7280 is suitable for use with reeling devices or applications where retractable cables are employed.

- NOTES:**
- The  symbol in the brand/layline signifies the hose as a “UL Recognized Component” for UL gasoline dispenser hose assemblies.
  - Not UL listed for E85 service.
  - Refer to the Refined Fuel/Hose Compatibility Table in the Media Compatibility section.
  - Refer to the Safety and Technical Information section of this catalog for safety, handling and use information.

### Crimp Specifications

For currently qualified crimp specifications including coupling designation, refer to CrimpSource at [www.parker.com/crimpsource](http://www.parker.com/crimpsource).

# Part Number	ID (in)	ID (mm)	Reinf Layers	OD (in)	OD (mm)	Approx Wt (lbs/ft)	Approx Wt (kg/m)	Min Bend Rad (in)	Min Bend Rad (mm)	Max WP (psi)	Max WP (bar)	Perm Cplg Rec *	Nom Std Pack Qty (ft)	Pkg Type
7280-632A	5/8	15.9	2	1.0	26.2	0.39	0.58	3	76	50	10	*	500	Reel
7280-752A	3/4	19.1	2	1.2	29.8	0.47	0.70	4	102	50	10	*	500	Reel
7280-1002A	1	25.4	2	1.5	36.9	0.64	0.95	5	127	50	10	*	500	Reel

**Couplings:** Bulk gasoline dispenser hose couplings are not sold separately by Parker.

**WARNING:** This product can expose you to chemicals including Carbon Black, which is known to the State of California to cause cancer. For more information go to [www.p65warnings.ca.gov](http://www.p65warnings.ca.gov).


**Tube:** Black nitrile

**Reinforcement:** Multiple textile braids with dual wire helix

**Cover:** Black CPE; wrapped finish

**Temp. Range:** -40°F to +180°F (-40°C to +82°C)

**Brand Method:** White ink

**Brand Example:** PARKER SERIES 7280 FLEX-EVER™ 2000  
GASOLINE HOSE  655N MH530 PN16  
TRbF131T.2

**Design Factor:** 5:1

**Industry Standards:** UL330/ULC; NFPA 30A and UL30N4 (factory assemblies)

**Applications:**

- Biodiesel (to B20 in dedicated service), diesel, ethanol, gasoline, oil
- Gasoline dispensers and pumps

**Vacuum:** 29" Hg (737 mm Hg)

**Compare to:** ContiTech BC Gasoline; Gates Curb Pump 124HW

### ⚠ WARNINGS!


- ▶ Couplings attached with bands or clamps may reduce the working pressure of the hose assembly to less than the maximum rated working pressure of the hose. Refer to the NAHAD Industrial Hose Assembly Guidelines.
- ▶ Do not use Parker gasoline dispenser hose for aircraft fueling applications. Use only API/NFPA qualified hose for aircraft fueling applications.

# FLEX-EVER™ Barrier Gasoline Dispenser Hose
















## Series 7282

Series 7282 hardwall construction incorporates a barrier layer for permeation resistance, a dual wire helix that reduces meter creep and provides full suction capability, kink resistance and a path to conduct a static electrical charge to ground. The cover is resistant to abrasion, cuts, oil and ozone, and will not mar the finish of a vehicle.

- NOTES:**
- The  symbol in the brand/layline signifies the hose as a “UL Recognized Component” for UL gasoline dispenser hose assemblies.
  - Not UL listed for E85 service.
  - Refer to the Refined Fuel/Hose Compatibility Table in the Media Compatibility section.
  - Refer to the Safety and Technical Information section of this catalog for safety, handling and use information.

### Crimp Specifications

For currently qualified crimp specifications including coupling designation, refer to CrimpSource at [www.parker.com/crimpsource](http://www.parker.com/crimpsource).

# Part Number	 ID (in)	 ID (mm)	 Reinf Layers	 OD (in)	 OD (mm)	 Approx Wt (lbs/ft)	 Approx Wt (kg/m)	 Min Bend Rad (in)	 Min Bend Rad (mm)	 Max WP (psi)	 Max WP (bar)	 Nom Std Pack Qty (ft)	 Pkg Type
7282-632	5/8	15.9	2	1.0	26.2	0.37	0.55	3	76	150	10	500	Reel
7282-752	3/4	19.1	2	1.27	29.8	0.44	0.66	4	102	150	10	500	Reel
7282-1002	1	25.4	2	1.5	36.9	0.59	0.88	5	127	150	10	500	Reel

**Couplings:** Bulk gasoline dispenser hose couplings are not sold separately by Parker.

**WARNING:** This product can expose you to chemicals including Carbon Black, which is known to the State of California to cause cancer. For more information go to [www.p65warnings.ca.gov](http://www.p65warnings.ca.gov).


**Tube:** Black nitrile with THV barrier

**Reinforcement:** Multiple textile braids with dual wire helix

**Cover:** Black CPE; wrapped finish

**Temp. Range:** -40°F to +180°F (-40°C to +82°C)

**Brand Method:** White text on orange stripe

**Brand Example:** PARKER SERIES 7282 FLEX-EVER™  
ECO LOW PERM HARDWALL GASOLINE  
DISPENSING HOSE  MH530

**Design Factor:** 4:1

**Industry Standards:** CARB CP-206; UL330/ULC; NFPA 30A (factory assemblies)

**Applications:**

- Biodiesel (to B20 in dedicated service), diesel, ethanol, gasoline, oil
- Gasoline dispensers and pumps

**Vacuum:** 29" Hg (737 mm Hg)

**Compare to:** ContiTech Flexsteel Futura Low Perm

### ⚠️ WARNINGS!


- ▶ Couplings attached with bands or clamps may reduce the working pressure of the hose assembly to less than the maximum rated working pressure of the hose. Refer to the NAHAD Industrial Hose Assembly Guidelines.
- ▶ Do not use Parker gasoline dispenser hose for aircraft fueling applications. Use only API/NFPA qualified hose for aircraft fueling applications.

# SUPER-FLEX® 2000 Semi-Hardwall Gasoline Dispenser Hose

















## Series 7124

Series 7124 construction provides superior strength, crush-resistant durability, kink resistance and a path to conduct a static electrical charge to ground. The cover is resistant to abrasion, cuts, oil and ozone, and will not mar the finish of a vehicle.

- NOTES:**
- The  symbol in the brand/layline signifies the hose as a “UL Recognized Component” for UL gasoline dispenser hose assemblies.
  - Not UL listed for E85 service.
  - Refer to the Refined Fuel/Hose Compatibility Table in the Media Compatibility section.
  - Refer to the Safety and Technical Information section of this catalog for safety, handling and use information.

### Crimp Specifications

For currently qualified crimp specifications including coupling designation, refer to CrimpSource at [www.parker.com/crimpsource](http://www.parker.com/crimpsource).

# Part Number	 ID (in)	 ID (mm)	 Reinf Layers	 OD (in)	 OD (mm)	 Approx Wt (lbs/ft)	 Approx Wt (kg/m)	 Min Bend Rad (in)	 Min Bend Rad (mm)	 Max WP (psi)	 Max WP (bar)	 Perm Cplg Rec *	 Nom Std Pack Qty (ft)	 Pkg Type
7124-631A	5/8	15.9	1	1.0	24.6	0.35	0.52	3	76	50	10	*	500	Reel
7124-751A	3/4	19.1	1	1.1	28.2	0.42	0.63	4	102	50	10	*	500	Reel
7124-1001A	1	25.4	1	1.3	34.0	0.50	0.75	5	127	50	10	*	500	Reel

**Couplings:** Bulk gasoline dispenser hose couplings are not sold separately by Parker.

**WARNING:** This product can expose you to chemicals including Carbon Black, which is known to the State of California to cause cancer. For more information go to [www.p65warnings.ca.gov](http://www.p65warnings.ca.gov).

**Tube:** Black nitrile

**Reinforcement:** One wire braid

**Cover:** Black CPE; wrapped finish

**Temp. Range:** -40°F to +180°F (-40°C to +82°C)

**Brand Method:** White ink

**Brand Example:** PARKER SERIES 7124 SUPER-FLEX®  
2000 GASOLINE HOSE

 655N MH530

**Design Factor:** 5:1

**Industry Standards:** UL330/ULC; NFPA 30A and UL30N4 (factory assemblies)

**Applications:**

- Biodiesel (to B20 in dedicated service), diesel, ethanol, gasoline, oil
- Gasoline dispensers and pumps

**Vacuum:** Not recommended

**Compare to:** ContiTech Flexsteel Hardwall; Thermoid Pumpflex II Hardwall

### ⚠ WARNINGS!

- ▶ Couplings attached with bands or clamps may reduce the working pressure of the hose assembly to less than the maximum rated working pressure of the hose. Refer to the NAHAD Industrial Hose Assembly Guidelines.
- ▶ Do not use Parker gasoline dispenser hose for aircraft fueling applications. Use only API/NFPA qualified hose for aircraft fueling applications.




# SOFT-FLEX™ 2000

## Softwall Gasoline Dispenser Hose

Series 7114



Series 7114 softwall construction incorporates multiple textile plies of reinforcement for flexibility and kink resistance, and a static wire as a path to conduct a static electrical charge to ground. The cover is resistant to abrasion, cuts, oil and ozone, and will not mar the finish of a vehicle.

- NOTES:**
- The  symbol in the brand/layline signifies the hose as a “UL Recognized Component” for UL gasoline dispenser hose assemblies.
  - Not UL listed for E85 service.
  - Refer to the Refined Fuel/Hose Compatibility Table in the Media Compatibility section.
  - Refer to the Safety and Technical Information section of this catalog for safety, handling and use information.

### Crimp Specifications

For currently qualified crimp specifications including coupling designation, refer to CrimpSource at [www.parker.com/crimpsource](http://www.parker.com/crimpsource).

# Part Number	ID (in)	ID (mm)	Reinf Layers	OD (in)	OD (mm)	Approx Wt (lbs/ft)	Approx Wt (kg/m)	Min Bend Rad (in)	Min Bend Rad (mm)	Max WP (psi)	Max WP (bar)	Perm Cplg Rec *	Nom Std Pack Qty (ft)	Pkg Type
7114-63154A	5/8	15.9	4	1.0	24.4	0.27	0.40	5	127	50	10	*	475	Reel
7114-75154A	3/4	19.1	4	1.1	27.9	0.34	0.51	6	152	50	10	*	350	Reel
7114-100154A	1	25.4	4	1.4	35.3	0.47	0.70	8	203	50	10	*	250	Reel

**Couplings:** Bulk gasoline dispenser hose couplings are not sold separately by Parker.

**WARNING:** This product can expose you to chemicals including Carbon Black, which is known to the State of California to cause cancer, and DBP, which is known to the State of California to cause birth defects or other reproductive harm. For more information go to [www.p65warnings.ca.gov](http://www.p65warnings.ca.gov).


**Tube:** Black nitrile

**Reinforcement:** Multiple textile plies with static wire

**Cover:** Black CPE; smooth finish

**Temp. Range:** -40°F to +180°F (-40°C to +82°C)

**Brand Method:** White ink

**Brand Example:** PARKER SERIES 7114 SOFT-FLEX™ 2000  
GASOLINE HOSE 4SP  
 655N MH530

**Design Factor:** 5:1

**Industry Standards:** UL330/ULC; NFPA 30A and UL30N4 (factory assemblies)

**Applications:**

- Biodiesel (to B20 in dedicated service), diesel, ethanol, gasoline, oil
- Gasoline dispensers and pumps

**Vacuum:** Not recommended

**Compare to:** ContiTech Pacer; Thermoid Pumpflex I Softwall

### ⚠️ WARNINGS!

- ▶ Couplings attached with bands or clamps may reduce the working pressure of the hose assembly to less than the maximum rated working pressure of the hose. Refer to the NAHAD Industrial Hose Assembly Guidelines.
- ▶ Do not use Parker gasoline dispenser hose for aircraft fueling applications. Use only API/NFPA qualified hose for aircraft fueling applications.

# Farm Pump / Gravity Tank Fuel Hose Static Wire Not UL Listed

Series 7175



Series 7175 softwall construction incorporates multiple textile plies of reinforcement for flexibility and a static wire as a path to conduct a static electrical charge to ground. The cover is resistant to abrasion, oil and ozone.

- NOTES:**
- Refer to the Refined Fuel/Hose Compatibility Table in the Media Compatibility section.
  - Refer to the Safety and Technical Information section of this catalog for safety, handling and use information.

## Crimp Specifications

For currently qualified crimp specifications including coupling designation, refer to CrimpSource at [www.parker.com/crimpsource](http://www.parker.com/crimpsource).

# Part Number	ID (in)	ID (mm)	Reinf Layers	OD (in)	OD (mm)	Approx Wt (lbs/ft)	Approx Wt (kg/m)	Min Bend Rad (in)	Min Bend Rad (mm)	Max WP (psi)	Max WP (bar)	Perm Cplg Rec *	Nom Std Pack Qty (ft)	Pkg Type
7175-75052	3/4	19.1	2	1.1	28.2	0.35	0.52	5	127	50	3	*	400	Reel
7175-100052	1	25.4	2	1.4	35.3	0.48	0.72	8	203	50	3	*	300	Reel

**Couplings:** Bulk farm pump hose couplings are not sold separately by Parker.

**WARNING:** This product can expose you to chemicals including DEHP, which is known to the State of California to cause cancer and birth defects or other reproductive harm. For more information go to [www.p65warnings.ca.gov](http://www.p65warnings.ca.gov).

**Tube:** Black nitrile

**Reinforcement:** Multiple textile plies with static wire

**Cover:** Black chloroprene; smooth finish

**Temp. Range:** -40°F to +180°F (-40°C to +82°C)

**Brand Method:** White ink

**Brand Example:** PARKER SERIES 7175 FARM PUMP  
HOSE W/STATIC WIRE (ID) XX PSI MAX  
WP

**Design Factor:** 4:1

**Industry Standards:** None applicable

**Applications:**

- Biodiesel (to B20 in dedicated service), diesel, ethanol, gasoline, oil
- Gravity tanks, hand pumps, powered pumps
- Agriculture

**Vacuum:** Not recommended

**Compare to:** Thermoid Premier Farm Tank

### ⚠ WARNINGS!

- ▶ Couplings attached with bands or clamps may reduce the working pressure of the hose assembly to less than the maximum rated working pressure of the hose. Refer to the NAHAD Industrial Hose Assembly Guidelines.
- ▶ Do not use Parker farm pump hose for aircraft fueling or service station applications. Use only API/NFPA qualified hose for aircraft fueling applications. Use only UL330 listed hose for service station applications.