


Engine and Coolant Hose



E-Z FORM™ GS General Service Hose

Series 7395



Series 7395 hose construction incorporates a tube that is resistant to commonly used coolant mixtures, a wire helix that provides full suction/vacuum capability and a path to conduct a static electrical charge to ground, and a cover that is resistant to abrasion, mild chemicals, heat and ozone. The unique Greek cover corrugations are tightly pitched and precision-engineered, providing minimal force-to-bend, superior kink resistance, and extreme flexibility to allow for routing through confined spaces where formed hose is normally required.

NOTE: Do not drag across sharp edges or highly abrasive surfaces.

WARNING: This product can expose you to chemicals including Carbon Black, which is known to the State of California to cause cancer. For more information go to www.p65warnings.ca.gov.

Tube: Black EPDM

Reinforcement: Multiple textile braids or plies with wire helix

Cover: Black EPDM; Greek corrugated finish

Temp. Range: -50°F to +257°F (-45°C to +125°C)

Brand Method: Black text on blue stripe

Brand Example: PARKER SERIES 7395 E-Z FORM™ GS
HOSE XXX PSI MAX WP

Design Factor: 4:1

Industry Standards: SAE J20R2-D1 performance

Applications:

- Air, coolant, mild chemicals, water
- Coolant systems, drain lines, vacuum service
- SAE-performance in engine coolant service, general industrial















Vacuum: 29" Hg (737 mm Hg)

(Continued on the following page)

Series 7395 – E-Z FORM™ GS General Service Hose (Continued)

Crimp Specifications

For currently qualified crimp specifications including coupling designation, refer to CrimpSource at www.parker.com/crimpsource.

# Part Number	 Nom ID (in)	 Nom ID (mm)	 Reinf Layers	 OD (in)	 OD (mm)	 Approx Wt (lbs/ft)	 Approx Wt (kg/m)	 Min Bend Rad (in)	 Min Bend Rad (mm)	 Max WP (psi)	 Max WP (bar)	 Perm Cplg Rec *	 Nom Std Pack Qty (ft)	 Pkg Type
7395-0500025	1/2	12.7	2	0.9	23.8	0.27	0.40	0.9	24.1	75	5	HY	25	Carton
7395-0500300													300	Reel
7395-0625025	5/8	15.9	2	1.1	27.0	0.33	0.49	1.3	32.7	75	5	HY	25	Carton
7395-0625300													300	Reel
7395-0750025	3/4	19.1	2	1.2	30.0	0.35	0.52	1.4	36.3	75	5	HY	25	Carton
7395-0750300													300	Reel
7395-0875025	7/8	22.2	2	1.3	32.8	0.38	0.57	1.4	36.3	75	5	*	25	Carton
7395-0875300													300	Reel
7395-1000025	1	25.4	2	1.4	36.0	0.41	0.61	1.4	36.3	75	5	HY	25	Carton
7395-1000300													300	Reel
7395-1125025	1-1/8	28.6	2	1.5	38.0	0.42	0.63	1.8	46.5	75	5	*	25	Carton
7395-1250025	1-1/4	31.8	2	1.7	43.0	0.50	0.75	2.2	56.7	75	5	HY	25	Carton
7395-1250130													130	Coil
7395-1375025	1-3/8	34.9	2	1.8	46.0	0.54	0.80	2.8	70.5	75	5	*	25	Carton
7395-1375130													130	Coil
7395-1500025	1-1/2	38.1	2	1.9	49.0	0.58	0.86	2.9	74.1	75	5	43	25	Carton
7395-1500130													130	Coil
7395-1750025	1-3/4	44.5	2	2.2	56.0	0.68	1.01	4.0	101.0	75	5	*	25	Carton
7395-2000025	2	50.8	2	2.5	63.0	0.96	1.43	4.6	117.4	75	5	43	25	Carton
7395-2000130													130	Coil
7395-2250025	2-1/4	57.1	2	2.8	70.0	1.08	1.61	6.5	165.2	75	5	*	25	Carton
7395-2250130													130	Coil
7395-2500025	2-1/2	63.5	2	3.0	76.5	1.17	1.74	7.2	182.5	75	5	*	25	Carton
7395-2500130													130	Coil
7395-3000025	3	76.2	2	3.5	90.0	1.51	2.25	8.8	224.2	75	5	*	25	Carton
7395-3000130													130	Coil
7395-3500025	3-1/2	88.9	2	4.1	104.0	1.92	2.86	11.7	298.0	75	5	*	25	Carton
7395-3500130													130	Coil
7395-4000025	4	101.6	2	4.6	116.0	2.20	3.28	13.4	340.3	75	5	*	25	Carton
7395-4000130													130	Coil

⚠ WARNING: This product can expose you to chemicals including Carbon Black, which is known to the State of California to cause cancer. For more information go to www.p65warnings.ca.gov.

⚠ WARNING! Couplings attached with bands or clamps may reduce the working pressure of the hose assembly to less than the maximum rated working pressure of the hose. Refer to the NAHAD Industrial Hose Assembly Guidelines.

E-Z FORM™ MP Multipurpose Oil Resistant Hose



Series 7219

Series 7219 hose construction incorporates a tube that is resistant to a oil and refined fuels, a wire helix that provides full suction/vacuum capability and a path to conduct a static electrical charge to ground, and a cover that is resistant to oil and weathering. The unique Greek corrugations are tightly pitched and precision-engineered, providing minimal force-to-bend, superior kink resistance, extreme flexibility and allow for routing through confined spaces where formed hose is normally required.

- NOTES:**
- Do not use in fuel dispensing or service applications requiring API, NFPA, UL, ULC or any other agency approval or listing.
 - Refer to the Refined Fuel/Hose Compatibility Table in the Media Compatibility section.
 - Do not drag across sharp edges or highly abrasive surfaces.

⚠ WARNING: This product can expose you to chemicals including Carbon Black, which is known to the State of California to cause cancer. For more information go to www.p65warnings.ca.gov.

Tube: Black nitrile

Reinforcement: Multiple textile plies with wire helix

Cover: Black chloroprene; Greek corrugated finish

Temp. Range: Sizes 1/2", 5/8", 3/4" and 1": -30°F to +250°F (-34°C to +121°C)
All other sizes: -30°F to +212°F (-34°C to +100°C)

Brand Method: Black text on red stripe

Brand Example: PARKER SERIES 7219 E-Z FORM™ MP
HOSE 75 PSI MAX WP

Design Factor: 4:1

Industry Standards: None applicable

Applications:

- Biodiesel (to B20 in dedicated and non-dedicated service), diesel, ethanol, gasoline, oil
- Oil suction/return lines; vehicle fuel fill connector lines; drain lines
- Buses, cranes, mobile off-road equipment

Vacuum: 29" Hg (737 mm Hg)















(Continued on the following page)

⚠ WARNING! Couplings attached with bands or clamps may reduce the working pressure of the hose assembly to less than the maximum rated working pressure of the hose. Refer to the NAHAD Industrial Hose Assembly Guidelines.

Series 7219 – E-Z FORM™ MP Multipurpose Oil Resistant Hose (Continued)

Crimp Specifications

For currently qualified crimp specifications including coupling designation, refer to CrimpSource at www.parker.com/crimpsource.

# Part Number	 Nom ID (in)	 Nom ID (mm)	 Reinf Layers	 OD (in)	 OD (mm)	 Approx Wt (lbs/ft)	 Approx Wt (kg/m)	 Min Bend Rad (in)	 Min Bend Rad (mm)	 Max WP (psi)	 Max WP (bar)	 Perm Cplg Rec *	 Nom Std Pack Qty (ft)	 Pkg Type
7219-0500025	1/2	12.7	2	0.9	23.8	0.30	0.45	0.9	24.1	75	5	HY	25	Carton
7219-0500300													300	Reel
7219-0625025	5/8	15.9	2	1.1	27.0	0.37	0.55	1.3	32.7	75	5	HY	25	Carton
7219-0625300													300	Reel
7219-0750025	3/4	19.1	2	1.2	30.0	0.39	0.58	1.4	36.3	75	5	HY	25	Carton
7219-0750300													300	Reel
7219-1000025	1	25.4	2	1.4	36.0	0.46	0.69	1.4	36.3	75	5	HY	25	Carton
7219-1000300													300	Reel
7219-1250025	1-1/4	31.8	2	1.7	43.0	0.50	0.75	2.2	56.7	75	5	HY	25	Carton
7219-1250130													130	Coil
7219-1500025	1-1/2	38.1	2	1.9	49.0	0.58	0.86	2.9	74.1	75	5	43	25	Carton
7219-1500130													130	Coil
7219-1625025	1-5/8	41.3	2	2.1	53.0	0.64	0.95	3.6	92.4	75	5	*	25	Carton
7219-1750025	1-3/4	44.5	2	2.2	56.0	0.68	1.01	4.0	101.0	75	5	*	25	Carton
7219-2000025	2	50.8	2	2.5	63.0	0.96	1.43	4.6	117.4	75	5	43	25	Carton
7219-2000130													130	Coil
7219-2250025	2-1/4	57.2	2	2.8	70.0	1.08	1.61	6.5	165.2	75	5	*	25	Carton
7219-2500025	2-1/2	63.5	2	3.0	76.5	1.17	1.74	7.2	182.5	75	5	*	25	Carton
7219-2500130													130	Coil
7219-3000025	3	76.2	2	3.5	90.0	1.51	2.25	8.8	224.2	75	5	*	25	Carton
7219-3500025	3-1/2	88.9	2	4.1	104.0	1.92	2.86	11.7	298.0	75	5	*	25	Carton
7219-4000025	4	101.6	2	4.6	116.0	2.20	3.28	13.4	340.3	75	5	*	25	Carton

WARNING: This product can expose you to chemicals including Carbon Black, which is known to the State of California to cause cancer. For more information go to www.p65warnings.ca.gov.

E-Z FORM™ HT High Temperature Hose

Series 7399

















Series 7399 hose construction incorporates a high temperature and oil resistant tube, a wire helix that provides full suction/vacuum capability and a path to conduct a static electrical charge to ground, and a cover that is resistant to high temperatures, oil and weathering. The unique Greek corrugations are tightly pitched and precision-engineered, providing minimal force-to-bend, superior kink resistance, extreme flexibility and allow for routing through confined spaces where formed hose is normally required.

NOTE: Do not drag across sharp edges or highly abrasive surfaces.

Crimp Specifications

For currently qualified crimp specifications including coupling designation, refer to CrimpSource at www.parker.com/crimpsource.

# Part Number	 ID (in)	 ID (mm)	 Reinf Layers	 OD (in)	 OD (mm)	 Approx Wt (lbs/ft)	 Approx Wt (kg/m)	 Min Bend Rad (in)	 Min Bend Rad (mm)	 Max WP (psi)	 Max WP (bar)	 Perm Cplg Rec *	 Nom Std Pack Qty (ft)	 Pkg Type
7399-0500025	1/2	12.7	2	0.9	23.8	0.29	0.43	0.9	24.1	150	10	*	25	Carton
7399-0500300													300	Reel
7399-0625025	5/8	15.9	2	1.1	27.0	0.36	0.54	1.3	32.7	150	10	HY	25	Carton
7399-0625300													300	Reel
7399-0750025	3/4	19.1	2	1.2	30.0	0.38	0.57	1.4	36.3	150	10	HY	25	Carton
7399-0750300													300	Reel
7399-0875025	7/8	22.2	2	1.3	32.8	0.41	0.61	1.4	36.3	150	10	*	25	Carton
7399-0875300													300	Reel
7399-1000025	1	25.4	2	1.4	36.0	0.44	0.66	1.4	36.3	150	10	HY	25	Carton
7399-1000300													300	Reel

WARNING: This product can expose you to chemicals including Carbon Black, which is known to the State of California to cause cancer. For more information go to www.p65warnings.ca.gov.

Tube: Black CPE

Reinforcement: Multiple textile braids with wire helix

Cover: Black hydrogenated nitrile; Greek corrugated finish

Temp. Range: -40°F to +302°F (-40°C to +150°C)

Brand Method: Black text on yellow stripe

Brand Example: PARKER SERIES 7399 E-Z FORM™ HT HOSE (ID) 150 PSI MAX WP

Design Factor: 4:1

Industry Standards: None applicable

Applications:

- Oil suction/return lines; non-SAE power steering return lines
- Drain lines
- Buses, cranes, trucks, mobile/heavy-duty off-road equipment

Vacuum: 29" Hg (737 mm Hg)

WARNING! Couplings attached with bands or clamps may reduce the working pressure of the hose assembly to less than the maximum rated working pressure of the hose. Refer to the NAHAD Industrial Hose Assembly Guidelines.

SUPER-FLEX® FL-7 Barrier Fuel Line Hose

Series 389



Series 389 hose incorporates a THV barrier to resist permeation, multiple aramid plies of reinforcement for coupling retention, durability and kink resistance. The cover is resistant to abrasion, oil and weathering. The hose is flexible for easy routing around small engines and compartments. Series 389 surpasses all of the current California Air Resource Board (CARB)/Small Off-Road Engine (SORE) and Environmental Protection Agency (EPA) stringent permeation requirements of 15g/m²/day. It also meets or exceeds SAE J30R7 and SAE J30R14T2 specifications.

- NOTES:**
- Refer to the Refined Fuel/Hose Compatibility Table in the Media Compatibility section.
 - Do not use in marine fuel applications. Refer to Series 7165.

Crimp Specifications

For currently qualified crimp specifications including coupling designation, refer to CrimpSource at www.parker.com/crimpsource.

#														
Part Number	ID (in)	ID (mm)	Reinf Layers	OD (in)	OD (mm)	Approx Wt (lbs/ft)	Approx Wt (kg/m)	Min Bend Rad (in)	Min Bend Rad (mm)	Max WP (psi)	Max WP (bar)	Perm Cplg Rec *	Nom Std Pack Qty (ft)	Pkg Type
38903	3/16	4.8	2	0.4	10.3	0.06	0.09	1	33	100	7	*	250	Reel
38904	1/4	6.4	2	0.5	12.7	0.09	0.13	2	38	100	7	HY	250	Reel
38905	5/16	7.9	2	0.6	14.3	0.11	0.16	2	51	100	7	HY	250	Reel
38906	3/8	9.8	2	0.6	15.8	0.12	0.18	3	64	100	7	HY	250	Reel
38908	1/2	12.7	2	0.8	19.8	0.18	0.27	4	102	100	7	HY	250	Reel
38910	5/8	15.9	2	0.9	23.9	0.24	0.36	5	127	100	7	*	250	Reel

WARNING: This product can expose you to chemicals including DEHP, which is known to the State of California to cause cancer and birth defects or other reproductive harm. For more information go to www.p65warnings.ca.gov.

Tube: Black nitrile and translucent THV barrier

Reinforcement: Multiple aramid plies

Cover: Black CPE, smooth finish

Temp. Range: -40°F to + 257 °F (-40°C to +125°C)

Brand Method: White ink

Brand Example: PARKER SERIES 389 SUPER-FLEX® FL-7 (ID) SAE J30R7/R14T2 FUEL LINE (x) PKHPLINE 389 EPA COMPLIANT 15 g/m²/day CARB Q-08-013 MAX WP 100 PSI

NOTE: (x) changes every year

Design Factor: 5:1

Industry Standards: CARB 2020 SORE, EPA, SAE J30R7, SAE J30R14T2

Applications:

- Low pressure fuel lines on blowers, grinders, mowers, off-road engines, pressure washers, saws
- Biodiesel (to B20 in dedicated and non-dedicated service), diesel, ethanol, gasoline
- Agricultural equipment, autos, buses, construction equipment, off-road equipment

Vacuum: 3/16" ID through 3/8" ID @ 24" Hg (609 mm Hg); 1/2" ID through 3/4" ID @ 10" Hg (254 mm Hg)

Compare to: Avon Greenbar 700, Gates 4219B

WARNING! Couplings attached with bands or clamps may reduce the working pressure of the hose assembly to less than the maximum rated working pressure of the hose. Refer to the NAHAD Industrial Hose Assembly Guidelines.

SUPER-FLEX® FL Barrier Fuel Line Hose

Series 397



Series 397 incorporates a barrier to resist permeation and the cover is resistant to abrasion, oil and weathering. The hose is flexible for easy routing around small engines and compartments. Series 397 surpasses requirements of 15g/m²/day, and provides SAE J30R7/30R14T2 performance.

- NOTES:**
- Refer to the Refined Fuel/Hose Compatibility Table in the Media Compatibility section.
 - Do not use in marine fuel applications. Refer to Series 7165.

Crimp Specifications

For currently qualified crimp specifications including coupling designation, refer to CrimpSource at www.parker.com/crimpsource.

#														
Part Number	ID (in)	ID (mm)	Reinf Layers	OD (in)	OD (mm)	Approx Wt (lbs/ft)	Approx Wt (kg/m)	Min Bend Rad (in)	Min Bend Rad (mm)	Max WP (psi)	Max WP (bar)	Perm Cplg Rec *	Nom Std Pack Qty (ft)	Pkg Type
39703	3/16	4.7	1	0.4	11.1	0.06	0.09	1	33	100	7	*	250	Reel
39704	1/4	6.4	1	0.5	12.7	0.09	0.13	2	38	100	7	HY	250	Reel
39705	5/16	7.9	1	0.6	14.2	0.11	0.16	2	51	100	7	HY	250	Reel
39706	3/8	9.5	1	0.7	16.7	0.12	0.18	3	64	100	7	HY	250	Reel
39708	1/2	12.7	1	0.8	21.0	0.18	0.27	4	102	100	7	HY	250	Reel
39710	5/8	15.9	2	0.9	23.9	0.23	0.34	5	127	35	2	*	250	Reel

WARNING: This product can expose you to chemicals including Carbon Black, which is known to the State of California to cause cancer. For more information go to www.p65warnings.ca.gov.

Tube: Black nitrile and translucent thermoplastic barrier

Reinforcement: One textile braid or multiple textile plies

Cover: Black CPE, smooth finish

Temp. Range: -30°F to +257°F (-34°C to +125°C)

Brand Method: White ink

Brand Example: PARKER SERIES 397 (P/N) SUPER-FLEX® FL (ID) LOW PERMEATION FUEL LINE (x) PKHPLINE 397 EPA COMPLIANT EPA COMPLIANT 15 g/m²/day C-U-06-010 MAX WP 100 PSI

NOTE: (x) changes every year

Design Factor: 5:1

Industry Standards: CARB 2006 SORE, EPA, SAE J30R7/J30R14T2 (Performance)

Applications:

- Low pressure fuel lines on blowers, grinders, mowers, off-road engines, pressure washers, saws
- Biodiesel (to B100 in dedicated and non-dedicated service), diesel, ethanol, gasoline
- Agricultural equipment, autos, buses, construction equipment, off-road equipment

Vacuum: 3/16" ID through 3/8" ID @ 24" Hg (609 mm Hg); 1/2" ID through 3/4" ID @ 10" Hg (254 mm Hg)

Compare to: Avon Greenbar, Mark IV PermaSeal

WARNING! Couplings attached with bands or clamps may reduce the working pressure of the hose assembly to less than the maximum rated working pressure of the hose. Refer to the NAHAD Industrial Hose Assembly Guidelines.

Fuel Line/Vapor Emission Hose

Series 395



Series 395 hose is flexible for easy routing in and around small engines and small engine compartments, and the cover is resistant to abrasion, oil and weathering.

- NOTES:**
- Refer to the Refined Fuel/Hose Compatibility Table in the Media Compatibility section.
 - Do not use in marine fuel applications. Refer to Series 7165.

Crimp Specifications

For currently qualified crimp specifications including coupling designation, refer to CrimpSource at www.parker.com/crimpsource.

#														
Part Number	ID (in)	ID (mm)	Reinf Layers	OD (in)	OD (mm)	Approx Wt (lbs/ft)	Approx Wt (kg/m)	Min Bend Rad (in)	Min Bend Rad (mm)	Max WP (psi)	Max WP (bar)	Perm Cplg Rec *	Nom Std Pack Qty (ft)	Pkg Type
39553	3/16	4.8	2	0.4	10.3	0.07	0.10	2	51	75	5	*	250	Carton
39550	1/4	6.4	2	0.5	12.7	0.10	0.15	2	51	50	3	HY	250	Carton
39551	5/16	7.9	2	0.6	14.3	0.11	0.16	3	76	50	3	*	250	Carton
39552	3/8	9.5	2	0.6	15.9	0.14	0.21	4	89	50	3	HY	250	Carton
39554	1/2	12.7	2	0.8	19.8	0.17	0.25	4	102	35	2	HY	250	Reel

WARNING: This product can expose you to chemicals including Carbon Black, which is known to the State of California to cause cancer. For more information go to www.p65warnings.ca.gov.

Tube: Black nitrile

Reinforcement: Multiple textile plies

Cover: Black chloroprene; smooth finish

Temp. Range: -40°F to +257 °F (-40°C to +125°C)

Brand Method: White ink

Brand Example: (ID) FUEL/VAPOR LINE SAE 30R7

Design Factor: 5:1

Industry Standards: SAE J30R7

Applications:

- Low pressure fuel lines, vapor emission service
- Biodiesel (to B20 in dedicated and non-dedicated service), diesel, ethanol, gasoline
- Agricultural equipment, autos, buses, construction equipment, off-road equipment

Vacuum: 24" Hg (3/16" ID through 3/8" ID); 10" Hg (1/2" ID)

Compare to: Thermoid Fueling, Vapor Emission and Crankcase Ventilation SAE 30R7

WARNING! Couplings attached with bands or clamps may reduce the working pressure of the hose assembly to less than the maximum rated working pressure of the hose. Refer to the NAHAD Industrial Hose Assembly Guidelines.

Heater Hose

Series 7181



Series 7181 hose construction designed to SAEJ20R3 D-2 provides electrochemical resistance (ECR) to inhibit striations and rusting of hose-to-metal interfaces, and high temperature performance. The hose is resistant to abrasion, mild chemicals and weathering.

Crimp Specifications

For currently qualified crimp specifications including coupling designation, refer to CrimpSource at www.parker.com/crimpsource.

# Part Number	ID (in)	ID (mm)	Reinf Layers	OD (in)	OD (mm)	Approx Wt (lbs/ft)	Approx Wt (kg/m)	Min Bend Rad (in)	Min Bend Rad (mm)	Max WP (psi)	Max WP (bar)	Perm Cplg Rec *	Nom Std Pack Qty (ft)	Pkg Type
7181-251	1/4	6.4	2	0.5	13.4	0.10	0.15	3	64	65	5	*	700	Reel
7181-311	5/16	8.0	2	0.6	15.0	0.18	0.27	5	127	65	5	*	700	Reel
7181-381	3/8	9.5	2	0.7	17.5	0.16	0.24	5	127	65	5	*	600	Reel
7181-501	1/2	12.7	2	0.8	20.7	0.19	0.28	6	152	65	5	*	500	Reel
7181-631	5/8	15.9	2	0.9	23.9	0.23	0.34	8	203	65	5	HY	500	Reel
7181-631050	5/8	15.9	2	0.9	23.9	0.23	0.37	8	203	65	5	HY	5 x 50	Carton
7181-751	3/4	19.1	2	1.1	27.1	0.27	0.40	9	229	50	3	*	500	Reel
7181-1001	1	25.4	2	1.3	34.0	0.37	0.55	12	305	45	3	*	300	Reel

WARNING: This product can expose you to chemicals including Carbon Black, which is known to the State of California to cause cancer. For more information go to www.p65warnings.ca.gov.

Tube: Black EPDM

Reinforcement: Multiple textile plies

Cover: Black EPDM; smooth finish

Temp. Range: -40°F to +257°F (-40°C to +125°C)

Brand Method: White ink

Brand Example: PARKER SERIES 7181 HEATER HOSE
SAE 20R3EC D-2 (ID) XX PSI MAX WP
ELECTROCHEMICALLY RESISTANT

Design Factor: 4:1

Industry Standards: SAE J20R3EC Class D2

Applications:

- Coolant, hot water, mild chemicals
- Industrial and vehicle coolant systems; low pressure drain lines
- Agriculture, construction, general industrial, transportation

Vacuum: 1/4" ID through 1/2" ID @ 10" Hg (254 mm Hg);
5/8" ID @ 8" Hg (203 mm Hg);
3/4" ID @ 7" Hg (179 mm Hg);
1" ID @ 6" Hg (152 mm Hg)

Compare to: ContiTech OEM; Gates Green Stripe

WARNING! Couplings attached with bands or clamps may reduce the working pressure of the hose assembly to less than the maximum rated working pressure of the hose. Refer to the NAHAD Industrial Hose Assembly Guidelines.

Heater Hose

Series 7186



Series 7186 is a flexible, lightweight coolant/heater/water hose for standard duty service. The EPDM construction is resistant to abrasion, mild chemicals and weathering.

Crimp Specifications

For currently qualified crimp specifications including coupling designation, refer to CrimpSource at www.parker.com/crimpsource.

# Part Number	ID (in)	ID (mm)	Reinf Layers	OD (in)	OD (mm)	Approx Wt (lbs/ft)	Approx Wt (kg/m)	Min Bend Rad (in)	Min Bend Rad (mm)	Max WP (psi)	Max WP (bar)	Perm Cplg Rec *	Nom Std Pack Qty (ft)	Pkg Type
7186-501	1/2	12.7	2	0.8	19.8	0.17	0.25	6	152	125	9	*	500	Reel
7186-501050													5 x 50	Carton
7186-631	5/8	15.9	2	0.9	23.0	0.20	0.30	8	203	90	6	*	500	Reel
7186-631050													5 x 50	Carton
7186-751	3/4	19.1	2	1.0	26.2	0.24	0.36	9	229	70	5	*	500	Reel
7186-751050													5 x 50	Carton

WARNING: This product can expose you to chemicals including Carbon Black, which is known to the State of California to cause cancer. For more information go to www.p65warnings.ca.gov.

Tube: Black EPDM

Reinforcement: Multiple textile plies

Cover: Black EPDM; smooth finish

Temp. Range: -40°F to +212°F (-40°C to +100°C)

Brand Method: White ink

Brand Example: PARKER SERIES 7186 HEATER HOSE (ID)

Design Factor: 4:1

Industry Standards: None applicable

Applications:

- Coolant, hot water, mild chemicals
 - Industrial and vehicle coolant systems; low pressure drain line
 - Agriculture, construction, general industrial, transportation
- Vacuum:** 1/2" ID @ 10" Hg (254 mm Hg);
5/8" ID @ 8" Hg (203 mm Hg);
3/4" ID @ 7" Hg (179 mm Hg)

Compare to: Thermoid Black Standard Heater

WARNING! Couplings attached with bands or clamps may reduce the working pressure of the hose assembly to less than the maximum rated working pressure of the hose. Refer to the NAHAD Industrial Hose Assembly Guidelines.

Silicone Heater Hose / Standard Wall

Series 6722



Series 6722 silicone heater hose meets or exceeds SAE J20R3 Class A requirements. The multiple plies of textile reinforcement and extruded construction provide long and flexible lengths that resist coolant solutions, aging, cold leaks, cracking, delamination, ozone and peeling.

Crimp Specifications

For currently qualified crimp specifications including coupling designation, refer to CrimpSource at www.parker.com/crimpsource.

# Part Number	 Size (in)	 ID (in)	 ID (mm)	 OD (in)	 OD (mm)	 Approx Wt (lbs/ft)	 Approx Wt (kg/m)	 Min Bend Rad (in)	 Min Bend Rad (mm)	 Min Burst Press (psi)	 Min Burst Press (bar)	 Nom Std Pack Qty (ft)	 Pkg Type
6722-0250050	1/4	0.250	6.4	0.5	13.4	0.10	0.15	1	13	250	17	50	Carton
6722-0250250												250	Reel
6722-0313100	5/16	0.313	8.0	0.6	15.0	0.12	0.18	1	18	250	17	100	Reel
6722-0375050	3/8	0.375	9.5	0.7	17.5	0.13	0.19	1	19	250	17	50	Carton
6722-0375250												250	Reel
6722-0500050	1/2	0.500	12.7	0.8	20.7	0.17	0.25	2	38	250	17	50	Carton
6722-0500250												250	Reel
6722-0625050	5/8	0.625	15.9	0.9	23.9	0.24	0.36	2	45	250	17	50	Carton
6722-0625100												100	Reel
6722-0625250												250	Reel
6722-0750050	3/4	0.750	19.1	1.1	27.1	0.26	0.39	3	70	200	14	50	Carton
6722-0750100												100	Reel
6722-1000050	1	1.000	25.4	1.3	34.0	0.34	0.51	5	127	175	12	50	Carton
6722-1000100												100	Reel

Tube: Brick red silicone

Reinforcement: Multiple high temperature textile plies

Cover: Blue silicone, glossy finish

Temp. Range: -65°F to +347°F (-53°C to +175°C)

Brand Method: Impression

Brand Example: PARKER SILICONE SERIES 6722 (ID)
-65°F TO +350°F

Max. Rec. WP: 1/3 of minimum burst pressure shown in table below

Industry Standards: SAE J20R3 Class A

Applications:

- Automobiles, buses, mobile/off-road equipment, trucks
- Other equipment or vehicles with heating lines

Vacuum: Not recommended

Compare to: Federal 5526; Flexfab Blue 5526; Purosil 80

⚠ WARNING! Couplings attached with bands or clamps may reduce the working pressure of the hose assembly to less than the maximum rated working pressure of the hose. Refer to the NAHAD Industrial Hose Assembly Guidelines.

Silicone Heater Hose / Heavy Wall















Series 6723



Series 6723 thick wall silicone heater hose meets or exceeds SAE J20R3 Class A requirements. The multiple plies of textile reinforcement and extruded construction provide long and flexible lengths that resist coolant solutions, aging, cold leaks, cracking, delamination, ozone and peeling.

Crimp Specifications

For currently qualified crimp specifications including coupling designation, refer to CrimpSource at www.parker.com/crimpsource.

# Part Number	 Size (in)	 ID (in)	 ID (mm)	 OD (in)	 OD (mm)	 Approx Wt (lbs/ft)	 Approx Wt (kg/m)	 Min Bend Rad (in)	 Min Bend Rad (mm)	 Min Burst Press (psi)	 Min Burst Press (bar)	 Perm Cplg Rec *	 Nom Std Pack Qty (ft)	 Pkg Type
6723-0375250	3/8	0.375	9.5	0.8	19.4	0.15	0.22	1	16	250	17	HY	250	Reel
6723-0625050	5/8	0.625	15.9	1.0	25.8	0.27	0.40	2	38	250	17	HY	50	Carton
6723-0750100	3/4	0.750	19.1	1.1	29.0	0.29	0.43	2	60	200	14	HY	100	Reel
6723-1000050	1	1.000	25.4	1.4	35.3	0.39	0.58	4	102	175	12	HY	50	Carton

Tube: Brick red silicone

Reinforcement: Multiple high temperature textile plies

Cover: Blue silicone, glossy finish

Temp. Range: -65°F to +350°F (-53°C to +176°C)

Brand Method: Impression

Brand Example: PARKER SILICONE SERIES 6723 (ID)
-65°F TO +350°

Max. Rec. WP: 1/3 of minimum burst pressure shown in table below

Industry Standards: SAE J20R3 Class A

Applications:

- Automobiles, buses, mobile/off-road equipment, trucks
- Other equipment or vehicles with heating lines

Vacuum: Not recommended

Compare to: Flexfab Green 5521

⚠ WARNING! Couplings attached with bands or clamps may reduce the working pressure of the hose assembly to less than the maximum rated working pressure of the hose. Refer to the NAHAD Industrial Hose Assembly Guidelines.

Silicone Heater Hose












Series 6724



Series 6724 silicone high temperature heater hose meets or exceeds requirements. The multiple plies of textile reinforcement and extruded construction provide long and flexible lengths that resist coolant solutions, aging, cold leaks, cracking, delamination, ozone and peeling.

Crimp Specifications

For currently qualified crimp specifications including coupling designation, refer to CrimpSource at www.parker.com/crimpsource.

# Part Number	 Size (in)	 ID (in)	 ID (mm)	 OD (in)	 OD (mm)	 Approx Wt (lbs/ft)	 Approx Wt (kg/m)	 Min Bend Rad (in)	 Min Bend Rad (mm)	 Min Burst Press (psi)	 Min Burst Press (bar)	Nom Std Pack Qty (ft)	Pkg Type
6724-0250250	1/4	0.250	6.4	0.5	13.4	0.10	0.15	1	13	250	17	250	Reel
6724-0375250	3/8	0.375	9.5	0.7	17.5	0.13	0.19	1	19	250	17	250	Reel

Tube: Brick red silicone

Reinforcement: Multiple high temperature textile plies

Cover: Blue silicone, glossy finish

Temp. Range: -65°F to +500°F (-53°C to +260°C)

Brand Method: Impression

Brand Example: PARKER SILICONE SERIES 6724 -65°F TO +500°F

Max. Rec. WP: 1/3 of minimum burst pressure shown in table below

Industry Standards: SAE J20R3 Class A

Applications:

- Automobiles, buses, mobile/off-road equipment, trucks
- Other equipment or vehicles with heating lines

Vacuum: Not recommended

⚠ WARNING! Couplings attached with bands or clamps may reduce the working pressure of the hose assembly to less than the maximum rated working pressure of the hose. Refer to the NAHAD Industrial Hose Assembly Guidelines.

Silicone Coolant Hose / 3-Ply

Series 6750



Series 6750 silicone construction meets or exceeds SAE J20R1 Class A requirements. This hose resists coolant solutions, aging, cold leaks, cracking, delamination, ozone and peeling. Series 6750 is manufactured on twelve-foot mandrels for tight dimensional tolerances and is offered in standard 3-foot lengths.

Crimp Specifications

For currently qualified crimp specifications including coupling designation, refer to CrimpSource at www.parker.com/crimpsource.

# Part Number	Size (in)	ID (in)	ID (mm)	Reinf Layers	OD (in)	OD (mm)	Approx Wt (lbs/ea)	Approx Wt (kg/ea)	Min Burst Press (psi)	Min Burst Press (bar)	Std Pack Qty (ea)	Pkg Type
6750-0750003	3/4	0.750	19.1	3	1.1	27.9	2.73	4.07	325	22	4 x 3-ft	Carton
6750-0875003	7/8	0.875	22.2	3	1.2	31.0	3.00	4.47	325	22	4 x 3-ft	Carton
6750-1000003	1	1.000	25.4	3	1.4	34.3	3.24	4.83	299	21	4 x 3-ft	Carton
6750-1125003	1-1/8	1.125	28.6	3	1.5	37.3	3.60	5.36	299	21	4 x 3-ft	Carton
6750-1250003	1-1/4	1.250	31.8	3	1.6	40.6	3.84	5.72	276	19	4 x 3-ft	Carton
6750-1500003	1-1/2	1.500	38.1	3	1.9	47.0	4.47	6.66	249	17	4 x 3-ft	Carton
6750-1625003	1-5/8	1.625	41.3	3	2.0	50.0	4.74	7.06	249	18	2 x 3-ft	Carton
6750-1750003	1-3/4	1.750	44.5	3	2.1	53.3	5.10	7.60	225	16	2 x 3-ft	Carton
6750-2000003	2	2.000	50.8	3	2.4	59.7	5.73	8.54	200	14	2 x 3-ft	Carton
6750-2375003	2-3/8	2.375	60.3	3	2.7	69.1	7.00	10.43	175	12	1 x 3-ft	Carton
6750-2500003	2-1/2	2.500	63.5	3	2.9	72.4	7.20	10.73	149	10	1 x 3-ft	Carton
6750-3000003	3	3.000	76.2	3	3.4	85.1	9.00	13.41	87	6	1 x 3-ft	Carton
6750-3500003	3-1/2	3.500	88.9	3	3.9	97.8	9.96	14.84	75	5	1 x 3-ft	Carton
6750-4000003	4	4.000	101.6	3	4.4	110.5	11.10	16.54	49	4	1 x 3-ft	Carton
6750-5000003	5	5.000	127.0	3	5.4	135.9	14.34	21.37	49	4	1 x 3-ft	Carton

Tube: Brick red silicone

Reinforcement: Multiple high temperature textile plies

Cover: Blue silicone, matte finish

Temp. Range: -65°F to +350°F (-53°C to +176°C)

Brand Method: Black ink

Brand Example: PARKER SILICONE SERIES 6750 (ID)
-65°F TO +350°F

Max. Rec. WP: 1/3 of minimum burst pressure shown in table below

Industry Standards: SAE J20R1 Class A

Applications:


- Automobiles, buses, mobile/off-road equipment, trucks
- Other equipment or vehicles with heating lines

Vacuum: Not recommended

Compare to: Federal 5515; Flexfab Blue 5515; Flexfab Green 5500; Purosil 7030

Silicone Charge Air Cooler Hose / 4-Ply Hot Side












Series 6823



Series 6823 is a 4-ply silicone Charge Air Cooler (CAC) hose designed to connect and align segments of the air charge system of a heavy duty engine. The air charge system manages the flow of the cool/hot air between the turbocharger and the engine; the hot side CAC hose transfers hot air from the engine and also helps stabilize the system by compensating for vibrations. Series 6823 features a maximum temperature to +500°F (+260°C), while the red color is used for color-coding the hot side of the system.

Crimp Specifications

For currently qualified crimp specifications including coupling designation, refer to CrimpSource at www.parker.com/crimpsource.

# Part Number 6823	 Size (in)	 ID (in)	 ID (mm)	 Reinf Layers	 OD (in)	 OD (mm)	 Approx Wt (lbs/ea)	 Approx Wt (kg/ea)	 Min Bend Rad (in)	 Min Bend Rad (mm)	 Min Burst Press (psi)	 Min Burst Press (bar)	 Std Pack Qty (ea)	 Pkg Type
-30006000	3	3.00	76.2	4	3.2	81.8	0.37	0.55	n/a	n/a	80	6	6 x 6-in	Carton
-300035006000	3 x 3-1/2	3.00 x 3.50	76.2 x 88.9	4	3.2 x 3.7	81.8 x 94.5	0.40	0.60	n/a	n/a	80	6	6 x 6-in	Carton
-35006000	3-1/2	3.50	88.9	4	3.7	94.5	0.43	0.64	n/a	n/a	80	6	6 x 6-in	Carton
-40006000	4	4.00	101.6	4	4.22	107.2	0.55	0.82	n/a	n/a	80	6	6 x 6-in	Carton
-40008000	4	4.00	101.6	4	4.2	107.2	0.74	1.10	n/a	n/a	80	5.5	6 x 8-in	Carton

Tube: Brick red silicone

Reinforcement: Multiple high temperature aramid plies with external stainless steel retaining rings

Cover: Brick red silicone, matte finish

Temp. Range: -65°F to +500°F (-53°C to +260°C)

Brand Method: Black ink

Brand Example: PARKER SERIES 6823

Max. Rec. WP: 1/3 of minimum burst pressure shown in table below

Industry Standards: None applicable

Applications:

- Hot air connection between engine charge air system components
- Automobiles, buses, mobile/off-road equipment, trucks
- Other equipment or vehicles with heating lines

Vacuum: Not recommended

Compare to: Purosil 367

Silicone Coolant / Heater Hose

Series 6621



Series 6621 hose construction meets SAE J20R2 Class A performance criteria and incorporates multiple plies of textile reinforcement for durability, a helical wire for limited suction capability and collapse/kink resistance, and resists coolant solutions, aging, cold leaks, cracking, delamination, ozone and peeling. The unique Greek corrugations are precision engineered, providing extreme flexibility and kink resistance for applications that require tight bends for routing through confined spaces where formed hoses might normally be required. Series 6621 is manufactured on 130-foot mandrels—providing the longest and most flexible continuous hose lengths in the industry—for tight dimensional tolerances and maximum inventory utilization.

NOTE: Do not drag across sharp edges or highly abrasive services.

Crimp Specifications

For currently qualified crimp specifications including coupling designation, refer to CrimpSource at www.parker.com/crimpsource.

# Part Number	Size (in)	ID (in)	ID (mm)	OD (in)	OD (mm)	Approx Wt (lbs/ft)	Approx Wt (kg/m)	Min Bend Rad (in)	Min Bend Rad (mm)	Min Burst Press (psi)	Min Burst Press (bar)	Nom Std Pack Qty (ft)	Pkg Type
6621-1000025	1	0.984	25.0	14	35.0	0.30	0.52	2	50	225	16	25	Carton
6621-1250025	1-1/4	1.260	32.0	1.7	43.0	0.40	0.60	3	80	225	16	25	Carton
6621-2000025	2	2.008	51.0	2.5	64.0	0.88	1.31	6	150	225	16	25	Carton

Tube: Black silicone (other colors available; contact Parker)

Reinforcement: Multiple high temperature textile plies with wire helix

Cover: Red Greek corrugated silicone, matte finish (other colors available; contact Parker)

Temp. Range: -76°F to +392°F (-60°C to +200°C)

Brand Method: Black text on yellow stripe

Brand Example: PARKER SILICONE SERIES 6621 -76°F to +392°F

Max. Rec. WP: 1/3 of minimum burst pressure shown in table below

Industry Standards: SAE J20R2 Class A and TMC RP303B performance; ISO 1307-1997 dimensional tolerance

Applications:

- Coolant transfer in heater and coolant circuits
- Automobiles, buses, mobile/off-road equipment, trucks

Vacuum: 18" hg (457 mm Hg)

SOFT-FLEX™ DEF Dispenser Hose

Series 7116M

















Series 7116M hose construction incorporates a specially formulated EPDM tube and multiple plies of textile reinforcement for flexibility and kink resistance. The EPDM cover is resistant to abrasion, mild chemicals and ozone.

- NOTES:**
- To avoid DEF contamination, use only hose designed for the application, and stainless steel couplings to fabricate hose assemblies.
 - Do not use for oil or fuel service.

Crimp Specifications

For currently qualified crimp specifications including coupling designation, refer to CrimpSource at www.parker.com/crimpsource.

# Part Number	 ID (in)	 ID (mm)	 Reinf Layers	 OD (in)	 OD (mm)	 Approx Wt (lbs/ft)	 Approx Wt (kg/m)	 Min Bend Rad (in)	 Min Bend Rad (mm)	 Max WP (psi)	 Max WP (bar)	 Perm Cplg Rec *	 Nom Std Pack Qty (ft)	 Pkg Type
7116M-380	3/8	9.5	2	0.7	16.7	0.13	0.19	4	97	150	10	*	700	Reel
7116M-500	1/2	12.7	4	0.9	22.7	0.24	0.36	5	127	150	10	*	550	Reel
7116M-750	3/4	19.1	4	1.2	29.4	0.34	0.51	6	152	150	10	*	400	Reel

WARNING: This product can expose you to chemicals including DEHP, which is known to the State of California to cause cancer and birth defects or other reproductive harm. For more information go to www.p65warnings.ca.gov.

Tube: Black EPDM, peroxide cured
Reinforcement: Multiple textile plies
Cover: Black EPDM; smooth finish
Temp. Range: -40°F to +212°F (-40°C to +100°C)
Brand Method: White ink
Brand Example: PARKER SERIES 7116M DEF SOFT-FLEX™ (ID) MAX WP 150 PSI
Design Factor: 4:1
Industry Standards: None applicable

Applications:

- DEF fluids, urea
- Dispensing for buses, trucks, mobile equipment
- Agriculture, construction, transportation

Vacuum: Not recommended
Compare to: ContiTech DEF Dispensing Hose; Flextral PE60

WARNING! Couplings attached with bands or clamps may reduce the working pressure of the hose assembly to less than the maximum rated working pressure of the hose. Refer to the NAHAD Industrial Hose Assembly Guidelines.

ARMADA® Marine Multipurpose, Fuel Fill / Vent and Hardwall Wet Exhaust Hose

Series SW569



Series SW569 is an extremely versatile suction and discharge hose for diverse applications such as bilge pump intake, discharge and ventilation; cabin heating; coolant and radiator service; oil and fuel systems using biodiesel (to B100 in dedicated service), ethanol, and gasoline; lubrication systems; wet exhaust systems; nonpotable water systems; and toilet and bath connections. Series SW569 incorporates a dual wire helix that provides full suction capability, flexibility and kink resistance, and the cover is resistant to oil and ozone. The hose is available in multiple incremental sizes for connection to various sizes of pipe used in the marine industry.

- NOTES:**
- Refer to the Refined Fuel/Hose Compatibility Table in the Media Compatibility section.
 - Do not use in applications requiring low-permeation fuel feed hose (SAE J1527 A1-15).

Tube: Black nitrile

Reinforcement: Multiple textile plies with dual wire helix

Cover: Black chloroprene; wrapped finish

Temp. Range: -20°F to +212°F (-29°C to +100°C)

Brand Method: Black text on yellow stripe

Brand Example: PARKER SERIES SW569 ARMADA (ID)
MARINE FUEL/WET EXHAUST HOSE XX
PSI WP

Design Factor: 4:1

Industry Standards: ABYC H-24; NMMA; SAE J1527 A1 and A2 Style R2; SAE J1942 Codes F, VW, NVW; SAE J2006 R2; SAE J20R2 B; SAE J20R4 B; SAE J20R5 B; SAE J30R5; ISO 7840:2004 A2; ISO 8469 B1; USCG

Applications:

- Biodiesel (to B100 in dedicated service), diesel, ethanol, gasoline, oil
- Hot exhaust fumes, nonpotable water
- Marine coolant and fuel/vent systems, wet exhaust

Vacuum: 29" Hg (737 mm Hg)

Compare to: Thermoid 7910 Bellowsflex A















(Continued on the following page)

⚠ WARNING! Couplings attached with bands or clamps may reduce the working pressure of the hose assembly to less than the maximum rated working pressure of the hose. Refer to the NAHAD Industrial Hose Assembly Guidelines.

Series SW569 – ARMADA® Marine Multipurpose, Fuel Fill / Vent and Hardwall Wet Exhaust Hose (Continued)

Crimp Specifications

For currently qualified crimp specifications including coupling designation, refer to CrimpSource at www.parker.com/crimpsource.

# Part Number	 ID (in)	 ID (mm)	 Reinf Layers	 OD (in)	 OD (mm)	 Approx Wt (lbs/ft)	 Approx Wt (kg/m)	 Min Bend Rad (in)	 Min Bend Rad (mm)	 Max WP (psi)	 Max WP (bar)	 Perm Cplg Rec *	 Nom Std Pack Qty (ft)	 Pkg Type
SW569-500	1/2	12.7	2	0.9	22.6	0.29	0.43	2	38	75	5	*	50	Coil
SW569-625	5/8	15.9	2	1.0	26.4	0.37	0.55	2	38	75	5	*	50	Coil
SW569-750	3/4	19.1	2	1.2	29.4	0.42	0.63	2	38	75	5	*	50	Coil
SW569-1000	1	25.4	2	1.4	35.8	0.53	0.79	2	51	75	5	*	50	Coil
SW569-1125	1-1/8	28.6	2	1.6	39.6	0.62	0.92	3	64	75	5	*	50	Coil
SW569-1250	1-1/4	31.8	2	1.7	42.2	0.64	0.95	3	64	75	5	*	50	Coil
SW569-1500	1-1/2	38.1	2	1.9	48.4	0.78	1.16	3	76	50	3	*	50	Coil
SW569-1625	1-5/8	41.3	2	2.0	51.9	0.87	1.30	4	89	50	3	*	50	Coil
SW569-1750	1-3/4	44.5	2	2.2	55.4	0.96	1.43	4	89	50	3	*	50	Coil
SW569-1875	1-7/8	47.6	2	2.4	59.8	1.14	1.70	4	102	50	3	*	50	Coil
SW569-2000	2	50.8	2	2.5	63.0	1.18	1.76	5	114	50	3	*	50	Coil
SW569-2250	2-1/4	57.2	2	2.7	67.6	1.33	1.98	5	114	50	3	*	50	Coil
SW569-2375	2-3/8	60.3	2	2.8	71.9	1.40	2.09	6	152	50	3	*	50	Coil
SW569-2500	2-1/2	63.5	2	2.9	73.3	1.41	2.10	7	178	50	3	*	50	Coil
SW569-3000	3	76.2	2	3.5	87.8	1.74	2.59	9	229	40	3	*	50	Coil
SW569-3500	3-1/2	88.9	2	4.0	101.2	2.13	3.17	10	254	40	3	*	50	Coil
SW569-4000	4	101.6	2	4.5	114.4	2.50	3.73	12	305	40	3	*	25	Coil

⚠ WARNING: This product can expose you to chemicals including DEHP, which is known to the State of California to cause cancer and birth defects or other reproductive harm. For more information go to www.p65warnings.ca.gov.

Marine Softwall Wet Exhaust Hose

Series SS269



Series SS269 hose is easier to install and absorbs more vibration than rigid pipe or tubing. The cover is resistant to oil and ozone, and is available in multiple incremental sizes for connection to various sizes of pipe used in the marine industry.

NOTE: Do not use with refined oil or fuel, or in suction applications.

Crimp Specifications

For currently qualified crimp specifications including coupling designation, refer to CrimpSource at www.parker.com/crimpsource.

# Part Number	ID (in)	ID (mm)	Reinf Layers	OD (in)	OD (mm)	Approx Wt (lbs/ft)	Approx Wt (kg/m)	Max WP (psi)	Max WP (bar)	Perm Cplg Rec *	Nom Std Pack Qty (ft)	Pkg Type
SS269-1000	1	25.4	2	1.4	36.6	0.45	0.20	200	14	*	50	Coil
SS269-1250	1-1/4	31.8	2	1.8	45.4	0.71	0.32	200	14	*	50	Coil
SS269-1500	1-1/2	38.1	2	2.0	51.7	0.81	0.37	200	14	*	50	Coil
SS269-1625	1-5/8	41.3	2	2.2	55.6	0.90	0.41	200	14	*	50	Coil
SS269-1750	1-3/4	44.5	2	2.3	58.0	0.91	0.41	200	14	*	50	Coil
SS269-1875	1-7/8	47.6	2	2.4	61.2	0.96	0.44	200	14	*	50	Coil
SS269-2000	2	50.8	4	2.6	65.2	1.11	0.50	200	14	*	50	Coil
SS269-2250	2-1/4	57.2	4	2.8	71.6	1.24	0.56	200	14	*	25	Coil
SS269-2375	2-3/8	60.3	4	3.0	75.3	1.33	0.60	200	14	*	25	Coil
SS269-2625	2-5/8	66.7	4	3.2	81.3	1.43	0.65	200	14	*	25	Coil
SS269-2750	2-3/4	69.9	4	3.3	84.0	1.45	0.66	200	14	*	25	Coil
SS269-2875	2-7/8	66.7	4	3.4	87.0	1.46	0.66	200	14	*	25	Coil
SS269-3000	3	76.2	4	3.7	93.0	1.83	0.83	200	14	*	25	Coil
SS269-3500	3-1/2	88.9	4	4.1	105.3	2.08	0.94	200	14	*	25	Coil
SS269-4000	4	101.6	4	4.6	117.6	2.32	1.05	200	14	*	25	Coil
SS269-4500	4-1/2	114.3	4	5.1	130.7	2.55	1.16	200	14	*	25	Coil
SS269-5000	5	127.0	6	5.9	148.6	3.69	1.68	200	14	*	25	Coil
SS269-5562	5-9/16	141.3	6	6.4	162.8	4.09	1.86	200	14	*	25	Coil

WARNING: This product can expose you to chemicals including DEHP, which is known to the State of California to cause cancer and birth defects or other reproductive harm. For more information go to www.p65warnings.ca.gov.

Tube: Black nitrile

Reinforcement: Multiple textile plies

Cover: Black nitrile; wrapped finish

Temp. Range: -40°F to +200°F (-40°C to +93°C)

Brand Method: Black text on blue stripe

Brand Example: PARKER SERIES SS269 (ID) SOFWALL MARINE WET EXHAUST HOSE XXX PSI WP U.S.C.G. TYPE SAE J2006R1 MEETS STANDARDS FOR ABYC

Design Factor: 4:1

Industry Standards: ABYC; USCG; SAE J2006R1

Applications:

- Hot exhaust fumes; oil, nonpotable water
- Marine coolant systems, wet exhaust

Vacuum: Not recommended

WARNING! Couplings attached with bands or clamps may reduce the working pressure of the hose assembly to less than the maximum rated working pressure of the hose. Refer to the NAHAD Industrial Hose Assembly Guidelines.

WAVEMASTER™ Marine Barrier Fuel Line / Vent Hose

Series 7165

















Series 7165 hose incorporates a thermoplastic barrier to resist fuel permeation and the cover is resistant to abrasion, oil and weathering. The hose is flexible for easy routing in engine compartments and used as a feed line to fuel tanks where liquid fuel is continuously in the hose under normal conditions.

NOTE: Refer to the Refined Fuel/Hose Compatibility Table in the Media Compatibility section.

Crimp Specifications

For currently qualified crimp specifications including coupling designation, refer to CrimpSource at www.parker.com/crimpsource.

# Part Number	 ID (in)	 ID (mm)	 Reinf Layers	 OD (in)	 OD (mm)	 Approx Wt (lbs/ft)	 Approx Wt (kg/m)	 Min Bend Rad (in)	 Min Bend Rad (mm)	 Max WP (psi)	 Max WP (bar)	 Perm Cplg Rec *	 Nom Std Pack Qty (ft)	 Pkg Type
7165-25250	1/4	6.3	2	0.5	13.6	0.11	0.16	3	64	100	7	*	250	Reel
7165-31250	5/16	7.9	2	0.6	15.5	0.13	0.19	3	64	100	7	*	250	Reel
7165-38250	3/8	9.5	2	0.7	17.3	0.16	0.24	3	64	100	7	*	250	Reel
7165-50250	1/2	12.7	2	0.8	20.9	0.20	0.30	5	114	100	7	*	250	Reel
7165-63250	5/8	16.0	2	1.0	25.4	0.30	0.45	5	114	75	5	*	250	Reel

WARNING: This product can expose you to chemicals including Carbon Black, which is known to the State of California to cause cancer. For more information go to www.p65warnings.ca.gov.

Tube: Translucent Nylon

Reinforcement: Multiple textile plies

Cover: Black nitrile/PVC; smooth finish

Temp. Range: -20°F to +212°F (-29°C to +100°C)

Brand Method: Side One: White ink

Side Two: Solid red stripe

Brand Example: PARKER SERIES 7165 WAVEMASTER
MARINE FUEL HOSE – EPA COMPLIANT
– (x)9PKHPLINE165 – SAE J1527 USCG
TYPE A1-15 ISO 7840 A1 CE NMMA TYPE
ACCEPTED (ID) PH USE WITH ABYC
COMPLIANT SYSTEMS AND FITTINGS
ONLY

NOTE: (x) changes every year

Design Factor: 4:1

Industry Standards: ABYC, CARB, CE, EPA, ISO 7840 A1,
NMMA, SAE J1527 A1-15, USCG A1

Applications:

- Biodiesel (to B100 in dedicated and non-dedicated service), diesel, ethanol, gasoline, oil
- Marine fuel/vent systems

Vacuum: Not recommended

Compare to: ContiTech Marine Fuel Line Flexshield

Couplings: ABYC compliant

WARNING! Couplings attached with bands or clamps may reduce the working pressure of the hose assembly to less than the maximum rated working pressure of the hose. Refer to the NAHAD Industrial Hose Assembly Guidelines.