

Components

Threaded Nut



DIN EN 560
(left handed thread marked)

- * only for STP13/09
- ** only to use with Male x Male Nipples marked

Connection A	HEX mm	L mm	Version	Part Number
G 1/8 right	12	11	Brass	UR10
G 1/4 right	17	15,5	Brass	UR13
G 3/8 right	19	16,5	Brass	UR17
G 1/4 r. f. 9 mm	17	15,5	Brass	UR13/9 *
G 1/2 right	24	20,5	Brass	UR21
G 1/4 left	17	15,5	Brass	UL13
G 3/8 left	19	16,5	Brass	UL17 **
G 1/2 left	24	20,5	Brass	UL21

Hose Tail, short



- * UR13/9 required

Connection A	HEX mm	L mm	Version	Part Number
4 mm for G 1/4		30,5	Brass	STP13/04
6 mm for G 1/4		35,5	Brass	STP13/06
9 mm for G 1/4		35,5	Brass	STP13/09 *
6 mm for G 3/8		36	Brass	STP17/06
9 mm for G 3/8		36	Brass	STP17/09
9 mm for G 1/2		38	Brass	STP21/09
13 mm for G 1/2		44	Brass	STP21/13


Hose Tail, long



DIN EN 560

Connection A	HEX mm	L mm	Version	Part Number
4 mm for G 1/4		47	Brass	STD13/04
6 mm for G 1/4		47	Brass	STD13/06
4 mm for G 3/8		47,5	Brass	STD17/04
6 mm for G 3/8		47,5	Brass	STD17/06
9 mm for G 3/8		47,5	Brass	STD17/09


Hose Tail Barb



with Male Thread
(* inner cone 45°)

Connection A	HEX mm	L mm	Version	Part Number
M 5, 3 mm	7	15,5	Brass	GT05/03
M 5, 4 mm	7	15,5	Brass	GT05/04
M 6, 4 mm	8	23	Brass	GT06/04
G 1/8, 4 mm *	14	28	Brass	GT10/04
G 1/8, 6 mm *	14	33	Brass	GT10/06
G 1/8, 6 mm *	14	33	AISI 303	GT10/06R
G 1/8, 6 mm *	14	33	AISI 316 L	GT10/06E
G 1/8, 8 mm *	14	33	Brass	GT10/08
G 1/8, 9 mm *	14	33	Brass	GT10/09
G 1/4, 4 mm *	17	29,5	Brass	GT13/04
G 1/4, 6 mm *	17	34,5	Brass	GT13/06
G 1/4, 8 mm *	17	34,5	Brass	GT13/08
G 1/4, 9 mm *	17	34,5	Brass	GT13/09
G 1/4, 9 mm *	17	34,5	AISI 303	GT13/09R
G 1/4, 13 mm *	17	41,5	Brass	GT13/13
G 3/8, 6 mm *	19	36	Brass	GT17/06
G 3/8, 8 mm *	19	36	Brass	GT17/08
G 3/8, 9 mm *	19	36	Brass	GT17/09
G 3/8, 9 mm *	19	36	AISI 303	GT17/09R
G 3/8, 13 mm *	19	42	Brass	GT17/13
G 1/2, 6 mm *	24	39	Brass	GT21/06
G 1/2, 9 mm *	24	39	Brass	GT21/09
G 1/2, 13 mm *	24	45	Brass	GT21/13
G 1/2, 13 mm *	24	45	AISI 303	GT21/13R
G 3/4, 13 mm *	32	48,5	Brass	GT26/13
G 3/4, 16 mm *	32	56,5	Brass	GT26/16
G 3/4, 19 mm *	32	56,5	Brass	GT26/19
G 1, 25 mm *	36	67,5	Brass	GT33/25

Hose Tail Barb



with Female Thread

Connection A	HEX mm	L mm	Version	Part Number
G 1/8, 6 mm	12	31	Brass	GI10/06
G 1/8, 8 mm	12	31	Brass	GI10/08
G 1/4, 6 mm	17	33	Brass	GI13/06
G 1/4, 8 mm	17	33	Brass	GI13/08
G 1/4, 9 mm	17	33	Brass	GI13/09
G 1/4, 13 mm	17	39	Brass	GI13/13
G 3/8, 6 mm	19	33	Brass	GI17/06
G 3/8, 8 mm	19	33	Brass	GI17/08
G 3/8, 9 mm	19	33	Brass	GI17/09
G 3/8, 13 mm	19	40	Brass	GI17/13
G 1/2, 6 mm	24	36	Brass	GI21/06
G 1/2, 8 mm	24	36	Brass	GI21/08
G 1/2, 9 mm	24	36	Brass	GI21/09
G 1/2, 13 mm	24	43	Brass	GI21/13

Hose Repairer



* DIN EN 560
** for Hard Hoses

Connection A	HEX mm	L mm	Version	Part Number
4 mm		50	Brass	DS04/04P **
6 mm		72	Brass	DS06/06 *
8 mm		72	Brass	DS08/08 *
9 mm		72	Brass	DS09/09 *
13 mm		74	Brass	DS13/13


Hose Repairer, short



Connection A	HEX mm	L mm	Version	Part Number
4 mm		19	Brass	DK04/04
6 mm		19	Brass	DK06/06

Male x Male Nipple

Connection A	HEX mm	L mm	Version	Part Number
G 1/8 x G 1/8 *	14	19	Brass	DN10/10
R 1/8 x R 1/8 con.	12	21	Brass	DN10/10K
G 1/8 x G 1/4 *	17	19,5	Brass	DN10/13
G 1/8 x G 3/8 **	19	21	Brass	DN10/17
G 1/4 x G 1/4 *	17	22	Brass	DN13/13
G 1/4 x G 1/4 *	17	22	AISI 303	DN13/13R
R 1/4 x R 1/4 con.	14	30	Brass	DN13/13K
G 1/4 x G 3/8 **	19	22,5	Brass	DN13/17
G 1/4 x G 3/8 **	19	22,5	AISI 303	DN13/17R
G 1/4 x G 3/8 ext. **	19	24,5	Brass	DN13/17V
G 1/4 x G 1/2 *	24	25,5	Brass	DN13/21
G 3/8 x G 3/8 **	19	23	Brass	DN17/17
G 3/8 x G 3/8 **	19	23	AISI 303	DN17/17R
G 3/8 x G 3/8 ext. **	19	27	Brass	DN17/17V
R 3/8 x R 3/8 con.	17	30	Brass	DN17/17K
G 3/8 x G 1/2 **	24	26	Brass	DN17/21
G 3/8 x G 1/2 **	24	26	AISI 303	DN17/21R
G 3/8 x G 3/4 **	32	29,5	Brass	DN17/26
G 1/2 x G 1/2 *	24	28	Brass	DN21/21
G 1/2 x G 1/2 *	24	28	AISI 303	DN21/21R
R 1/2 x R 1/2 con.	22	34	Brass	DN21/21K
G 1/2 x G 3/4 *	32	31,5	Brass	DN21/26
G 1/2 x G 1 *	36	36,5	Brass	DN21/33
G 3/4 x G 3/4 *	32	33	Brass	DN26/26
G 3/4 x G 1 *	36	34	Brass	DN26/33
G 1 x G 1 *	36	37	Brass	DN33/33




* Inner Cone 45°


** Inner Cone 45°, useable only together with Threaded Nut UR17S

Male x Male Nipple adjustable


Connection A	HEX mm	L mm	Version	Part Number
R 1/8 x R 1/8	15	27	Brass	LD10/10K
R 1/4 x R 1/4	19	34	Brass	LD13/13K
R 3/8 x R 3/8	22	37	Brass	LD17/17K
R 1/2 x R 1/2	27	44,5	Brass	LD21/21K
R 3/4 x R 3/4	36	53	Brass	LD26/26K
R 1 x R 1	46	64	Brass	LD33/33K



Reducing Bush, short


	Connection A	HEX mm	L mm	Version	Part Number
	M 5 i. x G 1/8 o.	14	11	Brass	RK05/10
	M 5 i. x G 1/4 o.	17	12,5	Brass	RK05/13
	G 1/8 i. x G 1/4 o.	17	12,5	Brass	RK10/13
	G 1/8 i. x G 3/8 o.	19	13	Brass	RK10/17
	G 1/8 i. x G 1/2 o.	24	17	Brass	RK10/21
	G 1/4 i. x G 3/8 o.	19	14	Brass	RK13/17
	G 1/4 i. x G 3/8 o.	19	14	AISI 303	RK13/17R
	G 1/4 i. x G 1/2 o.	24	17	Brass	RK13/21
	G 3/8 i. x G 1/2 o.	24	17	Brass	RK17/21
	G 3/8 i. x G 1/2 o.	24	17	AISI 303	RK17/21R
	G 3/8 i. x G 3/4 o.	32	18	Brass	RK17/26
	G 1/2 i. x G 3/4 o.	32	20,5	Brass	RK21/26
	G 1/2 i. x G 1 o.	36	21,5	Brass	RK21/33
	G 3/4 i. x G 1 o.	36	21,5	Brass	RK26/33

Reducing Bush, long


	Connection A	HEX mm	L mm	Version	Part Number
	M 5 o. x M 5 i.	8	15	Brass	RL05/05
	M 5 o. x G 1/8 i.	14	17	Brass	RL05/10
	G 1/8 o. x G 1/8 i. *	14	23	Brass	RL10/10
	G 1/8 o. x G 1/4 i. *	17	26	Brass	RL10/13
	G 1/4 o. x G 1/8 i. *	17	26	Brass	RL13/10
	G 1/4 o. x G 1/4 i. *	17	28	Brass	RL13/13
	G 1/4 o. x G 3/8 i. *	19	29	Brass	RL13/17
	G 3/8 o. x G 1/4 i. *	19	29	Brass	RL17/13
	G 3/8 o. x G 3/8 i. *	19	29	Brass	RL17/17
	G 3/8 o. x G 1/2 i. *	24	32	Brass	RL17/21
	G 1/2 o. x G 3/8 i. *	24	34	Brass	RL21/17
	G 1/2 o. x G 1/2 i. *	24	34	Brass	RL21/21
	G 1/2 o. x G 3/4 i. *	32	31	Brass	RL21/26

* Inner Cone 45°


Female x Female Socket

	Connection A	HEX mm	L mm	Version	Part Number
	M 5	8	12	Brass	MU05
	G 1/8	14	22	Brass	MU10
	G 1/4	17	26	Brass	MU13
	G 3/8	22	26	Brass	MU17
	G 1/2	27	30	Brass	MU21
	G 3/4	32	36	Brass	MU26
	G 1	41	40	Brass	MU33


90° Elbow

	Connection A	HEX mm	L mm	Version	Part Number
	G 1/8		16	Brass	WS10
	G 1/4		22	Brass	WS13
	G 3/8		27	Brass	WS17


Bulkhead Lock Nut

	Connection A	HEX mm	L mm	Version	Part Number
	G 1/8	15		Brass	KM10W
	G 1/4	17		Brass	KM13W
	G 3/8	22		Brass	KM17W
	G 1/2	27		Brass	KM21W
	G 3/4	30		Brass	KM26W


Blanking Plug

	Connection A	HEX mm	L mm	Version	Part Number
 Socket Pipe (DIN 908)	M 5 (head pipe)	8	8	Brass	VZ05
	G 1/8	5	11	Brass	VZ10
	G 1/4	6	15	Brass	VZ13
	G 3/8	8	15	Brass	VZ17
	G 1/2	10	18	Brass	VZ21
	G 3/4	12	20	Brass	VZ26


Blanking Plug

	Connection A	HEX mm	L mm	Version	Part Number
 <p>Tapered, with Socket Pipe (DIN 906)</p>	R 1/8	5		Brass	VK10
	R 1/4	7		Brass	VK13
	R 3/8	8		Brass	VK17


Washer, PVC

	Connection A	HEX mm	L mm	Version	Part Number
	for M 5				PD05
	for G 1/8				PD10
	for G 1/4				PD13
	for G 3/8				PD17
	for G 1/2				PD21
	for G 3/4				PD26


Washer, Fiber

	Connection A	HEX mm	L mm	Version	Part Number
	for M 5				FD05
	for G 1/8				FD10
	for G 1/4				FD13
	for G 3/8				FD17
	for G 1/2				FD21
	for G 3/4				FD26

Washer, Aluminium


	Connection A	HEX mm	L mm	Version	Part Number
	for G 1/8				AD10
	for G 1/4				AD13
	for G 3/8				AD17
	for G 1/2				AD21
	for G 3/4				AD26

Female Stud Fitting




Connection A	HEX mm	L mm	Version	Part Number
G 1/8, 4 x 6 mm	14	23	Brass	MV10/06
G 1/4, 4 x 6 mm	17	25	Brass	MV13/06
G 1/4, 6 x 8 mm	17	25	Brass	MV13/08

Swivelling Spring Guard




Connection A	HEX mm	L mm	Version	Part Number
R 1/8, 3,1 x 4,7 mm	11		Brass	DV10/05
R 1/4, 4,8 x 6,3 mm	14		Brass	DV13/06
R 1/4, 6,3 x 7,9 mm	14		Brass	DV13/08
R 1/4, 7,9 x 9,5 mm	15		Brass	DV13/10

Hose Tail Elbow, Swivelling




Connection A	HEX mm	L mm	Version	Part Number
M 5, f. LW 3 mm	8	18,5	Brass	WT05/03
M 5, f. LW 4 mm	8	18,5	Brass	WT05/04

Stud Fitting


	Connection A	HEX mm	L mm	Version	Part Number
	M 5, 3 x 5 mm	7	20	Brass	EV05/05
	M 5, 3 x 5 mm	7	20	AISI 303	EV05/05R
	M 5, 4 x 6 mm	8	21	Brass	EV05/06
	M 5, 4 x 6 mm	8	21	AISI 303	EV05/06R
	G 1/8, 4 x 6 mm	12	25	Brass	EV10/06
	G 1/8, 4 x 6 mm	12	25	AISI 303	EV10/06R
	G 1/8, 6 x 8 mm	14	24	Brass	EV10/08
	G 1/8, 6 x 8 mm	14	24	AISI 303	EV10/08R
	G 1/4, 4 x 6 mm	17	26	Brass	EV13/06
	G 1/4, 6 x 8 mm	17	26	Brass	EV13/08
	G 1/4, 8 x 10 mm	17	31	Brass	EV13/10
	G 1/4, 9 x 12 mm	17	31	Brass	EV13/12

Fixed Spring Guard


	Connection A	HEX mm	L mm	Version	Part Number
 with Spring Guard	G 1/8, 4 x 6 mm	12	103	Brass	SV10/06
	G 1/8, 6 x 8 mm	12	106	Brass	SV10/08
	G 1/4, 4 x 6 mm	17	103	Brass	SV13/06
	G 1/4, 6 x 8 mm	17	106	Brass	SV13/08
	G 1/4, 8 x 10 mm	17	119	Brass	SV13/10
	G 1/4, 9 x 12 mm	17	123	Brass	SV13/12
	G 3/8, 9 x 12 mm *	19	123	Brass	SV17/12

* Inner Cone 45°


Male Stud Elbow

	Connection A	HEX mm	L mm	Version	Part Number
 Tapered Thread	R 1/8, 4 x 6 mm	12		Brass	WE10/06
	R 1/4, 4 x 6 mm	12		Brass	WE13/06
	R 1/4, 6 x 8 mm	14		Brass	WE13/08


Spring Guard

	Connection A	HEX mm	L mm	Version	Part Number
 <p>completely with Tube Nut</p>	(M 10 x 1) 4 x 6 mm	12	94	Brass	KN06
	(M 12 x 1) 6 x 8 mm	14	97	Brass	KN08


Tube Nut

	Connection A	HEX mm	L mm	Version	Part Number
 <p>for Plastic Hoses</p>	(M 7 x 0,5) 3 x 4 mm		8,5	Brass	SM04
	(M 10 x 1) 4 x 6 mm	12	11	Brass	SM06
	(M 12 x 1) 6 x 8 mm	14	11	Brass	SM08



Female Tee

	Connection A	HEX mm	L mm	Version	Part Number
	G 1/8		34	Brass	TI10
	G 1/4		38,5	Brass	TI13
	G 3/8		44	Brass	TI17
	G 1/2		44	Brass	TI21
	G 3/4		50	Brass	TI26



Male Elbow

	Connection A	HEX mm	L mm	Version	Part Number
 <p>with Inner Cone</p>	G 1/8		25	Brass	WI10
	G 1/4		29	Brass	WI13
	G 3/8		35	Brass	WI17
	G 1/2		40	Brass	WI21



Female Y

	Connection A	HEX mm	L mm	Version	Part Number
 <p>2x Female Thread 1x Male Thread con.</p>	R 1/4 o., G 1/4 i.	17		Brass	YA13
	R 3/8 o., G 3/8 i.	20		Brass	YA17
	R 1/2 o., G 1/2 i.	25		Brass	YA21
 <p>3x Female Thread</p>	G 1/4	17		Brass	YI13
	G 3/8	20		Brass	YI17
	G 1/2	25		Brass	YI21


2 Way Manifold

	Connection A	HEX mm	L mm	Version	Part Number	
	G 3/8 i.		47	Brass	ZO17	
	G 1/2 i.		55	Brass	ZO21	
 <p>with Couplings Series 26KA</p>	G 3/8 i.			Brass	ZM17I	
	G 1/2 i.			Brass	ZM21I	


3 Way Manifold

	Connection A	HEX mm	L mm	Version	Part Number
	G 3/8 i.		61	Brass	DO17
	G 1/2 i.		67	Brass	DO21
 with Couplings Series 26KA	G 3/8 i.			Brass	DM17I
	G 1/2 i.			Brass	DM21I


Manifold

	Connection A	HEX mm	L mm	Version	Part Number
	G 3/8 i.			Aluminium elox.	WD17
	G 1/2 i.			Aluminium elox.	WD21


Pressure Reducing Valve

	Connection A	HEX mm	L mm	max. Supply Pressure	Const. Supply Pressure	Version	Part Number
	G 1/4 i. x G 1/4 o.	17	34	15 bar	3,0 bar	Brass	DRV13/30
	G 1/4 i. x G 1/4 o.	17	34	15 bar	4,0 bar	Brass	DRV13/40
	G 1/4 i. x G 1/4 o.	17	34	15 bar	5,0 bar	Brass	DRV13/50
	G 1/4 i. x G 1/4 o.	17	34	15 bar	6,0 bar	Brass	DRV13/60

Swivel Joint

	Connection A	HEX mm	L mm	Version	Part Number
 swiveling	G 1/4 i. x G 1/4 o.	17	52	Steel, nickel plated	FA13A13ISPN
	G 3/8 i. x G 3/8 o.	21	58	Steel, nickel plated	FA17A17ISPN

Dust Protection

	Version	Material	Flame Resistance	Temperature Range	Color	Part Number
	universal	Thermo Flex	UL-VO	-25 up to 120°C	blue	SK12S
	universal	Euro Flex	UL-VO	-25 up to 120°C	red	SK16S
	universal	Thermo Flex	UL-VO	-25 up to 120°C	blue	SK23S
	universal	Thermo Flex	UL-VO	-25 up to 120°C	blue	SK27S
	for Coupling	PVC			red	1315-QC
	for Coupling	PVC			red	2315-QC
	for Coupling	PVC			blue	10026
	for Plug	PVC			red	1325-QC
	for Plug	PVC			red	125-QC
	for Plug	PVC			red	5026-QC

